

ЧАСТНОЕ ОБРАЗОВАТЕЛЬНОЕ УЧРЕЖДЕНИЕ  
ПРОФЕССИОНАЛЬНОГО ОБРАЗОВАНИЯ  
«СТАВРОПОЛЬСКИЙ МНОГОПРОФИЛЬНЫЙ КОЛЛЕДЖ»

**Методические указания**  
**к практическим занятиям**  
по дисциплине «Иностранный язык»  
для обучающихся по специальности  
38.02.01 Экономика и бухгалтерский учет (по отраслям)

**Ставрополь, 2023**

*сведения о сертификате ЭЦ*

Владелец: Кандаурова Наталья  
Владимировна, директор  
Сертификат:  
0298d2a100a6b37d85433743564d5a7918  
Действителен: с 01.12.2025 12:39:11 по  
01.03.2027 12:49:11

Методические указания составлены в соответствии с Федеральным государственным образовательным стандартом среднего общего образования, приказом о внесении изменений от 12 августа 2022 года № 732, Федеральной образовательной программой СОО, а также примерной рабочей программой образовательной дисциплины «Иностранный язык» для профессиональных образовательных организаций и примерным учебно-методическим комплексом по образовательной дисциплине «Иностранный язык», рекомендованными «Институтом развития профессионального образования» (ИРПО) от 2022 г.

Составитель: Гаранжа С.Б.

Рассмотрено на заседании методического объединения общеобразовательного цикла, протокол №6 от «24» мая 2023 г.

Председатель МО Батаргазиева З.Я.

Рекомендовано к использованию в учебном процессе Методическим советом СмК, протокол №7 от «25 » мая 2023 г.

Председатель МС Шляхова Н.И.

## **Введение**

**Цели** освоения общеобразовательной дисциплины сформулированы в соответствии с требованиями федерального государственного образовательного стандарта среднего общего образования, с ориентацией на результаты федерального государственного образовательного стандарта среднего профессионального образования (далее ФГОС СПО):

- понимание иностранного языка как средства межличностного и профессионального общения, инструмента познания, самообразования, социализации и самореализации в полиязычном и поликультурном мире;
- формирование иноязычной коммуникативной компетенции в совокупности ее составляющих: речевой, языковой, социокультурной, компенсаторной и учебно-познавательной;
- развитие национального самосознания, общечеловеческих ценностей, стремления к лучшему пониманию культуры своего народа и народов стран изучаемого языка.

### **Результаты освоения учебной дисциплины:**

#### **Личностные:**

в части гражданского воспитания:

-сформированность гражданской позиции обучающегося как активного и ответственного члена российского общества;

в части трудового воспитания:

-интерес к различным сферам профессиональной деятельности, умение совершать осознанный выбор будущей профессии и реализовывать собственные жизненные планы;

в части ценности научного познания:

-сформированность мировоззрения, соответствующего современному уровню развития науки и общественной практики, основанного на диалоге культур, способствующего осознанию своего места в поликультурном мире;

-совершенствование языковой и читательской культуры как средства взаимодействия между людьми и познания мира;

-осознание ценности научной деятельности, готовность осуществлять проектную и исследовательскую деятельность индивидуально и в группе.

#### **Метапредметные:**

1. Овладение универсальными учебными познавательными действиями:

в) работа с информацией:

владеть навыками получения информации из источников разных типов, самостоятельно осуществлять поиск, анализ, систематизацию и интерпретацию информации различных видов и форм представления;

2. Овладение универсальными коммуникативными действиями:

а) общение:

владеть различными способами общения и взаимодействия;

аргументированно вести диалог, уметь смягчать конфликтные ситуации;

развернуто и логично излагать свою точку зрения с использованием языковых средств;

3. Овладение универсальными регулятивными действиями:

способствовать формированию и проявлению широкой эрудиции в разных областях знаний, постоянно повышать свой образовательный и культурный уровень;

г) принятие себя и других людей:

развивать способность понимать мир с позиции другого человека.

### **Предметные (базовый уровень):**

1) овладение основными видами речевой деятельности в рамках тематического плана

- говорение: уметь вести разные виды диалога (в том числе комбинированный) в стандартных ситуациях неофициального и официального общения объемом до 9 реплик со стороны каждого собеседника в рамках отобранного тематического содержания речи с соблюдением норм речевого этикета, принятых в стране/странах изучаемого языка; создавать устные связные монологические высказывания (описание/характеристика, повествование/сообщение) с изложением своего мнения и краткой аргументацией объемом 14-15 фраз в рамках отобранного тематического содержания речи; передавать основное содержание прочитанного/прослушанного текста с выражением своего отношения; устно представлять в объеме 14-15 фраз результаты выполненной проектной работы;
- аудирование: воспринимать на слух и понимать звучащие до 2,5 минут аутентичные тексты, содержащие отдельные неизученные языковые явления, не препятствующие решению коммуникативной задачи, с разной глубиной проникновения в содержание текста: с пониманием основного содержания, с пониманием нужной/интересующей/запрашиваемой информации;
- смысловое чтение: читать про себя и понимать несложные аутентичные тексты разного вида, жанра и стиля объемом 600-800 слов, содержащие отдельные неизученные языковые явления, с различной глубиной проникновения в содержание текста: с пониманием основного содержания, с пониманием нужной/интересующей/запрашиваемой информации, с полным пониманием прочитанного; читать несплошные тексты (таблицы, диаграммы, графики) и понимать представленную в них информацию;
- письменная речь: заполнять анкеты и формуляры, сообщая о себе основные сведения, в соответствии с нормами, принятыми в стране/странах изучаемого языка; писать электронное сообщение личного характера объемом до 140 слов, соблюдая принятый речевой этикет; создавать письменные высказывания объемом до 180 слов с опорой на план, картинку, таблицу, графики, диаграммы, прочитанный/прослушанный текст;

2) овладение фонетическими навыками: различать на слух и адекватно, без ошибок, ведущих к сбою коммуникации, произносить слова с правильным ударением и фразы с соблюдением их ритмико-интонационных особенностей, в том числе применять правило отсутствия фразового ударения на служебных словах; владеть правилами чтения и осмысленно читать вслух аутентичные тексты объемом до 150 слов, построенные в основном на изученном языковом материале, с соблюдением правил чтения и интонации; овладение орфографическими навыками в отношении изученного лексического материала; овладение пунктуационными навыками: использовать запятую при перечислении, обращении и при выделении вводных слов; апостроф, точку, вопросительный и восклицательный знаки; не ставить точку после заголовка; правильно оформлять прямую речь, электронное сообщение личного характера;

4) овладение навыками распознавания и употребления в устной и письменной речи не менее 1500 лексических единиц (слов, словосочетаний, речевых клише), включая 1350 лексических единиц, освоенных на уровне

основного общего образования; навыками употребления родственных слов, образованных с помощью аффиксации, словосложения, конверсии;

5) овладение навыками распознавания и употребления в устной и письменной речи изученных морфологических форм и синтаксических конструкций изучаемого иностранного языка в рамках тематического содержания речи в соответствии с решаемой коммуникативной задачей;

б) овладение социокультурными знаниями и умениями: знать/понимать речевые различия в ситуациях официального и неофициального общения в рамках тематического содержания речи и использовать лексико-грамматические средства с учетом этих различий; знать/понимать и использовать в устной и письменной речи наиболее употребительную тематическую фоновую лексику и реалии страны/стран изучаемого языка; иметь базовые знания о социокультурном портрете и культурном наследии родной страны и страны/стран изучаемого языка; представлять родную страну и ее культуру на иностранном языке; проявлять уважение к иной культуре; соблюдать нормы вежливости в межкультурном общении;

9) приобретение опыта практической деятельности в повседневной жизни: участвовать в учебно-исследовательской, проектной деятельности предметного и межпредметного характера с использованием материалов на изучаемом иностранном языке и применением информационно-коммуникационных технологий; соблюдать правила информационной безопасности в ситуациях повседневной жизни и при работе в информационно-телекоммуникационной сети "Интернет" (далее - сеть Интернет); использовать приобретенные умения и навыки в процессе онлайн-обучения иностранному языку; использовать иноязычные словари и справочники, в том числе информационно-справочные системы в электронной форме.

### Планируемые личностные результаты в ходе реализации образовательной программы

Коды результатов	Планируемые личностные результаты освоения дисциплины включают
ЛР 7	Осознающий приоритетную ценность личности человека; уважающий собственную и чужую уникальность в различных ситуациях, во всех формах и видах деятельности.
ЛР 8	Проявляющий и демонстрирующий уважение к представителям различных этнокультурных, социальных, конфессиональных и иных групп. Сопричастный к сохранению, преумножению и трансляции культурных традиций и ценностей многонационального российского государства

Тематический план:		
№	Тема	Стр
<b>Раздел 1 Вводно-корректирующий курс</b>		

1	Приветствие, прощание. Правила чтения. Introduction.	8
2	About myself. Глагол to be Present Simple Tense.	9
3	My family. Глагол to be. Part 2	10
4	My family. Личные, притяжательные и возвратные местоимения.	11
5	My family. Местоимения. Part 2.	12
6	Описание внешности человека. Present Simple Tense.	13
7	Персональные качества личности. Степени сравнения прилагательных.	14
8	Глаголы to have и have got.	15
	<b>Раздел 2. Иностранный язык для общих целей</b>	
9	Описание жилища. Множественное число.	16
10	House of my dream.оборот there is/ there are.	17
11	Описание местоположения объекта. Предлоги места и направления.	18
12	Описание жилища. Неопределенные местоимения some/ any/ one и их производные.	19
13	Daily routine. Present Simple and Present Continuous Tense	20
14	Обычный день студента. Предлоги времени.	21
15	Распорядок дня студента колледжа. The Past Indefinite Tense.	22
16	Досуг.Хобби. Неправильные глаголы.	23
17	Особенности проживания в городской и сельской местности. City life or country life?	24
18	My hometown. General and Special questions.	25
19	Modal verbs.Формулы вежливости.	28
20	How to get to....Глаголы движения. Предлоги направления	29
21	Future Simple and to be going to	30
22	Shopping.Vocabulary.	31
23	Shopping. Существительные исчисляемые и неисчисляемые.	32
24	Местоимения much, many, little, few, a lot of.	33
25	Food and meal. Russian cuisine.	34
26	Russian cuisine. Способы приготовления пищи	35
27	В кафе, в ресторане, в столовой. International cuisine.	36
28	Sports. Kinds of sports.	37
29	Healthy lifestyle. Bad habits	38
30	Continuous Tenses.	39
31	Dates and numbers. Арифметические действия.	40
32	Irregular Verbs and Passive Voice	42
33	Passive Voice. Part 2.	43

34	Traveling. Vocabulary	44
35	Present Perfect Tense. Слова-маркеры.	45
36	Transport, Vehicle. Degrees of comparison	46
37	Tourist in Russia. The best sights in Russia.(урок виртуальная экскурсия)	47
38	Russian Federation. Vocabulary.	48
39	Weather and climate. Сравнительные обороты.	49
40	Moscow. Main attractions.	50
41	Stavropol. Used to + the Infinitive structure.	51
42	Great Britain. Articles.	52
43	Great Britain London. Articles. Part 2.	53
44	English-speaking countries. Past Perfect Tense.	54
45	English-speaking countries. Past Perfect Tense. (Passive and Active Voice).	55
46	Traditions and customs in Russia.	56
47	Traditions and customs in different countries.	57
48	Continuous Tenses. Part 2.	58
	<b>Раздел 3. Иностраный язык для специальных целей (Профессионально-ориентированное содержание)</b>	
49	Обучение в колледже. Лексика делового общения.	59
50	Финансовые учреждения и услуги. Профессиональная лексика	61
51	Физические явления. Present simple. Слова-маркеры	62
52	Экономика России.	63
53	Финансовые услуги. Специалисты в сфере финансов и экономики	65
54	Ведение переговоров. Лексика делового общения	67
55	Правила делового этикета	68
56	Язык как универсальное средство общения. Косвенная речь	69
57	My future profession. Active and Passive Voice.	70
58	My future profession. Герундий. Инфинитив.	71
59	Повторение материала. Подготовка к дифференцированному зачету.	72
	Список литературы	73

## Практическое занятие № 1.

Приветствие, прощание. Правила чтения. Introduction.

### Теоретическая часть

Голубев А.П. Английский язык для всех специальностей: стр. 10-19, Английский язык. 10 класс: учебник для 11 общеобразовательных организаций: базовый уровень / О.В. Афанасьева, Д. Дули, И.В. Михеева и др. стр. 10-11 - ISBN 978-5-406-08132-7. — URL: <https://book.ru/book/939214>

### Вопросы к практическому занятию

1. Расскажите и запишите английский алфавит.
2. Охарактеризуйте типы чтения гласных букв в английском языке.
4. Охарактеризуйте согласные буквы в английском языке.

### Задания к практическому занятию № 1:

1. Тренируем чтение. Гласные

A	[eɪ]	<ul style="list-style-type: none"> <li>• <b>b</b>ake [beɪk]</li> <li>• <b>c</b>ame [keɪm]</li> <li>• <b>p</b>aper ['peɪpə]</li> </ul>
	[ə] в конце слов	<ul style="list-style-type: none"> <li>• <b>ex</b>tra ['ekstrə]</li> <li>• <b>ag</b>enda [ə'dʒendə]</li> <li>• <b>C</b>anada ['kænədə]</li> </ul>
E	[i:]	<ul style="list-style-type: none"> <li>• <b>h</b>e [hi:]</li> <li>• <b>e</b>ve [i:v]</li> <li>• <b>the</b>se [ði:z]</li> </ul>
I	[aɪ]	<ul style="list-style-type: none"> <li>• <b>m</b>ine [maɪn]</li> <li>• <b>sp</b>icy ['spaɪsɪ]</li> <li>• <b>d</b>iv<b>ing</b> ['daɪvɪŋ]</li> </ul>
O	[əʊ]	<ul style="list-style-type: none"> <li>• <b>g</b>o [gəʊ]</li> <li>• <b>n</b>o [nəʊ]</li> <li>• <b>p</b>ose [pəʊz]</li> </ul>
	[u:] или [u]	<ul style="list-style-type: none"> <li>• <b>d</b>o [du:]</li> <li>• <b>wh</b>o [hu:]</li> <li>• <b>w</b>oman ['wʊmən]</li> </ul>

U	[ju:]	<ul style="list-style-type: none"> <li>• <b>u</b>se [ju:z]</li> <li>• <b>c</b>ube [kju:b]</li> <li>• <b>per</b>fume ['pɜ:fju:m]</li> </ul>
Y	[aɪ] в открытом ударном слоге	<ul style="list-style-type: none"> <li>• <b>f</b>ry [fraɪ]</li> <li>• <b>sk</b>y [skaɪ]</li> <li>• <b>pur</b>ify ['pjʊərɪfaɪ]</li> </ul>
	[ɪ] в безударном слоге	<ul style="list-style-type: none"> <li>• <b>d</b>iary ['daɪəri]</li> <li>• <b>tid</b>y ['taɪdɪ]</li> <li>• <b>b</b>aby ['beɪbɪ]</li> </ul>

**2. Прочитайте и переведите. Составьте похожий диалог со своими друзьями.**

Elizabeth: Hello, Jack, nice to see you again. How are you?

Jack: Hi, Liz, I'm fine, thanks and what about you?

Elizabeth: I'm OK, everything fine. Let me introduce my new friend Kate. We study together at the same college and she is my new classmate.

Jack: Hello, Kate. Nice to meet you.

Kate: Good evening, Jack. Nice to meet you too.

Jack: Where are you from, Kate?

Kate: I'm from Rostov, but now I live in Stavropol with my relatives. I live near our college and don't know anything about city.

Jack: Don't worry, I could show you the city center, if you don't mind.

Kate: O! That would be great! How about this weekend?

Jack: This weekend? Ya, I'm ready.

Kate: OK, thanks. See you next weekend. But now we have to go. Bye-bye.

3. Составьте рассказ о себе по следующей схеме:

1. Name/Surname/Age
2. I live in.....(country, city, district, house, apartments, student hostel/dorm)
3. I have (big, small) family.....
4. I like.....(Sports, movies, musics, reading, painting....etc)
5. I dislike.....
6. I hate.....
7. My favorite subjects...

### **Практическое занятие № 2.**

About myself. Глагол to be Present Simple Tense.

#### **Теоретическая часть**

Голубев А.П. Английский язык для всех специальностей: стр. 10-19, Английский язык. 10 класс: учебник для 11 общеобразовательных организаций: базовый уровень / О.В. Афанасьева, Д. Дули, И.В. Михеева и др. стр. 24-26 -- ISBN 978-5-406-08132-7. — URL: <https://book.ru/book/939214>

#### **Вопросы к практическому занятию**

1. Воспроизведите фразы приветствия, прощания, представление себя и других в официальной и неофициальной обстановке.
2. Расскажите о себе на английском языке.

#### **Задания к практическому занятию №2**

##### **1. Тренируем чтение:**

1. [i:] Pete, be, believe, we, she, me; [i] myth, pin, thick, pig; [между а и э] cat, apple, back, compact;
2. [долгий а] jar, large, yard, arm, part, dark, park, car, start; [долгий о] store, more, sport, or, fork;
3. [у] put, foot, could, women; [долгий у] fool, rule, shoes, true, crew, move, through;

##### **2. Read and translate.**

#### **«About myself»**

From the very start I should say that it is not an easy thing to speak about myself as it is hard to have a look at yourself from aside, but at the same time who knows you better than you yourself do?

I am a girl of sixteen. When I look at myself in the mirror I see a blond girl with short straight hair, dark eyes and a slender figure. As to my appearance I'm rather tall and slim. I have never thought I'm a beauty, I wish I were more beautiful. I am neither short nor tall, so I like to wear high-heeled shoes, trousers or jeans. I think that I'm even tempered, rather reserved, calm and modest. But sometimes I can lose my temper and become either angry or sad. I like staying alone and sometimes I retreat into my shell. But at the same time I like my friends, I like to laugh and joke. I have got a sense of humor. It means I understand humor and appreciate it. There are many things in our life I like and some I dislike. I like when everything is OK. Being happy is one way of being wise. I like to study because knowledge is useful sometimes. I'm fond of reading as it gives not only knowledge, but also wonderful moments of joy and pleasure.

I was born on the 25th of April 2006 in Stavropol where I live now together with my parents and my younger sister. My early years, which I remember badly, were typical of a child living in a town. I was born into a family of a teacher and a doctor. I was sent to a kindergarten at the age of three as both my parents were working. As all the children I went to school at the age of six. Here I should say that it was my lucky chance to study for 11 years at the school of fine arts in the town of Stavropol. It turned out to be the best school in our town. There I got a proper training in such subjects as English, Russian, literature and world culture. School for me was not only lessons and learning, I had a lot of friends there. We organized extra class activities such as parties and other social activities. I actively participated in most of them.

I am sociable, so I have got a lot of friends among my schoolmates. I appreciate people's honesty, kindness, sense of justice and intelligence. I don't like when people are rude and aggressive. Very soon I'll pass my final exams at school and after a farewell party at the

end of June I'll say goodbye to my teachers who are very well-educated people with broad outlook and deep knowledge of the subjects. I asked myself a lot of times what I wanted to be after I leave school. A few years ago it was difficult to give a definite answer. As years passed I changed my mind several times. But I finally made up my mind what profession I would most like to have in the future. I realized that my strongest desire was to continue specializing in humanities and learn foreign languages in particular. I hope my dream will come true. Finally, the things I hope to achieve in my life are: to have a very successful career, so this year after finishing school I will try to enter the University, to build the house of my dreams and to find someone in my life to share all that with.

**Vocabulary:**

from the very start – с самого начала  
 to have a look at yourself from aside – посмотреть на себя со стороны  
 slender – стройный/ тонкий  
 appearance - внешность  
 tall – высокий  
 slim – стройный  
 short – невысокий  
 high-heeled shoes – туфли на высоких каблуках  
 even tempered – спокойный/уравновешенный  
 reserved – скрытный/замкнутый  
 calm -спокойный  
 modest - скромный  
 to lose temper – сердиться/выходить из себя  
 to become - становиться  
 sad – грустный/печальный  
 to retreat into shell – замыкаться в себе

to laugh - смеяться  
 to joke - шутить  
 sense of humor – чувство юмора  
 it means – это означает  
 to understand - понимать  
 to appreciate – ценить  
 to like/to be fond of - любить  
 to dislike – не любить  
 happy -счастливый  
 wise – мудрый  
 study - учиться  
 knowledge - знания  
 pleasure - удовольствие  
 at the age of – в возрасте  
 sociable- общительный  
 honesty - честность  
 kindness - доброта  
 rude - грубый  
 to change mind - передумать  
 to realize - осознать  
 to achieve - достигнуть  
 to enter the University – поступить в университет

**Практическое занятие 3.**

My family. Глагол to be. Part 2.

**Теоретическая часть**

Голубев А.П. Английский язык для всех специальностей: стр. 86 - ISBN 978-5-406-08132-7. — URL: <https://book.ru/book/939214>

**Вопросы к практическому занятию**

**1. Вопросы к тесту «About myself»**

- |                                  |  |
|----------------------------------|--|
| 1. Who is the hero of the story? | 8. Why she was sent to kindergarten?         |
| 2. How old is she?               | 9. What school did she go to?                |
| 3. How does she look like?       | 10. Did she like to go to school?            |
| 4. What she like to wear?        | 11. What does she appreciate in people?      |
| 5. Does she like to study?       | 12. What was her strongest desire?           |
| 6. Where does she live?          | 13. What she will do after finishing school? |
| 7. Who are her parents?          |  |

2. Назовите основные формы глагола to be.  
 3. Расскажите, как образуются вопросительные предложения с глаголом to be.

**Задания к практическому занятию**

**1. Translate into English:**

- |                          |                          |                         |
|--------------------------|--------------------------|-------------------------|
| 1. Я хочу быть доктором. | 4. Он высокий парень.    | Ты хороший студент.     |
| 2. Я студент.            | 5. Они хорошие родители. | 7. Ей 16 лет.           |
| 3. Она красивая          | 6.                       | 8. Я сейчас в колледже. |

2. Используйте глагол to be в нужной форме:

- Jack \_\_\_\_\_ 18 years old now.
- «\_\_\_\_\_ you English? «No, I \_\_\_\_\_ French».
- Her name \_\_\_\_\_ Ann.
- «\_\_\_\_\_ David a good friend?» «Yes, he \_\_\_\_\_».
- \_\_\_\_\_ these men doctors? No, they \_\_\_\_\_.
- He \_\_\_\_\_ not at home now, he \_\_\_\_\_ at school.
- It \_\_\_\_\_ a nice house.
- \_\_\_\_\_ they at office now?

3. Read the text below and insert appropriate form for verb to be.

My name (1) \_\_\_\_\_ Brenda Foster. I (2) \_\_\_\_\_ on the left in the picture. I (3) \_\_\_\_\_ ten years old and I (4) \_\_\_\_\_ in the fifth grade. My birthday (5) \_\_\_\_\_ on the first of January. I (6) \_\_\_\_\_ from Santa Monica, California, USA. I (7) \_\_\_\_\_ American. My phone number (8) \_\_\_\_\_ 235-456-789. I live at 16 Park Street. My post code (9) \_\_\_\_\_ LA 30 SM. I've got a sister and a brother. Their names (10) \_\_\_\_\_ Gina and Paul. Gina (11) \_\_\_\_\_ 16 years old and Paul (12) \_\_\_\_\_ only three. I've also got a dog. His name (13) \_\_\_\_\_ Spot. He (14) \_\_\_\_\_ on the right in the picture. My Mum (15) \_\_\_\_\_ a doctor. She works at a hospital. My Dad (16) \_\_\_\_\_ a driver. He works in Los Angeles. We (17) \_\_\_\_\_ all friendly in our family.

4. Вставьте am, is, are, to be, учитывая время глагола.

1. I \_\_\_\_\_ a student.
2. My brother \_\_\_\_\_ a driver. yesterday.
3. I \_\_\_\_\_ sixteen. college last week.
4. My mother \_\_\_\_\_ fifty. blossom now.
5. My parents \_\_\_\_\_ from Stavropol three years.
5. Two boys \_\_\_\_\_ in the car.
6. She \_\_\_\_\_ at home
7. My friends \_\_\_\_\_ at
8. All trees \_\_\_\_\_ in
9. She \_\_\_\_\_ a teacher in three years.

5. Прочитайте диалог по ролям.

A: Hi, Alex. How (1) \_\_\_\_\_ you?

B: Hello David. I (2) \_\_\_\_\_ fine and how (3) \_\_\_\_\_ you doing?

A: I (4) \_\_\_\_\_ OK.

B: How (5) \_\_\_\_\_ your sister? Where (6) \_\_\_\_\_ she now?

A: She (7) \_\_\_\_\_ in London. She (8) \_\_\_\_\_ learning English there.

B: Really? That (9) \_\_\_\_\_ wonderful! How about

your parents?

A: They (10) \_\_\_\_\_ fine too. They (11) \_\_\_\_\_ in Greece now.

B: (12) \_\_\_\_\_ you busy tonight?

A: Not really, why?

B: We (13) \_\_\_\_\_ having a party. Would you like to come?

A: I'd love to.

B: Then come to our place at 7:00 p.m.

6. Устойчивые выражения. Выучить наизусть

to be happy - быть счастливым, радоваться

to be ill - болеть

to be absent (from the lesson) - отсутствовать

to be present (at the lesson) - присутствовать

to be hungry - быть голодным

to be thirsty - испытывать жажду (хотеть пить)






to be nervous - нервничать

to be afraid\* (of dogs) - бояться (собак)

to be tired (of doing smth) - устать (от чего-то)

to be proud (of parents) - гордиться (родителями)

to be fond of (music) - увлекаться (любить) (без предлога of не употребляется)

Uses of the verb TO BE	
1. To say something <b>exists</b>	e.g. There <b>is</b> a problem 
2. To say something <b>happens</b>	e.g. The party <b>is</b> tonight. 
3. To talk about <b>location</b>	e.g. The food <b>is</b> on the table. 
4. To talk about <b>identity</b>	e.g. He <b>is</b> a singer. 
5. To talk about a <b>quality</b>	e.g. She <b>is</b> beautiful 

7. Read the conversation between James and Mauro. How many examples of the verb be ('am', 'is', 'are') can you find? Choose the correct number. (14, 16, 18)

J: Hello. My name's James. How are you? M: I'm fine, thanks. I'm Mauro. J: Mauro. It's good to meet you. It's a nice party. M: Yes, it is. Are you a friend of Emma's? J: Yes and no! She's my sister. M: Oh, I see. So what do you do? J: I'm at university. You? M: I'm an engineer. J: So you and Emma are friends from work? M: That's right. Look, I'm quite hungry. Is there any food here? J: Yes, all the food's in the kitchen, and the drinks are in the front room. The sandwiches are delicious! M: OK, thanks! I'll go and look. See you later.

8. Translate into English:

1. Ты дома? Нет, я не дома, я сейчас в колледже.
2. Эта книга очень интересная.
3. Текст сложный.
4. Вы счастливы?
5. Мы друзья. Мы не друзья. Мы друзья?
6. Моя подруга всегда грустная.
7. Он боится мышей.
8. Учить слова легко.
9. Моя бабушка добрая и мудрая.
10. Сегодня я очень устала.

#### Практическое занятие 4.

My family. Личные, притяжательные и возвратные местоимения.

#### Теоретическая часть

Голубев А.П. Английский язык для всех специальностей: стр. 82- ISBN 978-5-406-

### Вопросы к практическому занятию

1. Назовите английские личные местоимения.
2. Составьте предложения с каждым лич. местоимением.
3. Что такое притяжательные и возвратные местоимения. Примеры.

### Задания к практическому занятию

#### 1. Заполните пропуски, употребив личные местоимения

- |  |                        |
|--|------------------------|
| 1. This is my father. ... is a doctor. | 6. ... is a car.       |
| 2. ... are my friends.                 | 7. ... am an engineer. |
| 3. ... is a dog.                       | 8. ... is a girl.      |
| 4. ... are students.                   | 9. ... is from France. |
| 5. ... is my sister.                   | 10. ... are happy.     |

#### 3. Заполните пропуски личными местоимениями (I, we, you, he, she, it, they, me, us, him, her, them).

1. I work for my mother. I help ... in the shop. And she gives ... some money. (Я работаю со своей мамой. Я помогаю ... в магазине. И она дает ... немного денег.)
2. We have two dogs. We often take ... for a walk. We also take a ball and our dogs like to play with ... (У нас две собаки. Мы часто берем ... на прогулку. Мы также берем мяч, и наши собаки любят играть с ...)
3. My brother works at the hospital. ... is a doctor. (Мой брат работает в больнице. ... доктор.)
4. My favorite subject is History. ... is very exciting. (Мой любимый предмет – история. ... очень увлекательна.)
5. Tom is a good lawyer. Do you know ...? (Том – хороший адвокат. Ты знаешь ...?)
6. Look at her. ... is so beautiful! (Посмотри на нее. ... такая красивая!)
7. Where is my notebook? I can't find ... . (Где мой ноутбук? Я не могу ... найти.)
8. We are going to the beach. You can join ... (Мы идем на пляж. Ты можешь присоединиться к ...)
9. I like Kate's hair. ... is so thick and long. (Мне нравятся Катины волосы. ... такие густые и длинные.)
10. These are my souvenirs. ... bought ... in England. (Это мои сувениры. ... купил ... в Англии.)

#### 4. Замените подчеркнутые слова личными местоимениями.

*Example: I saw Bob yesterday, but Bob didn't see me. – I saw him yesterday, but he didn't see me. (Я видела его вчера, но он не видел меня.)*

1. Jack and I met Samantha. Samantha gave Jack and me a letter for you. Take the letter.
2. Den and Mike are leaving for New York. I am driving Den and Mike to the airport.
3. I'm calling Alex. I haven't seen Alex for ages. And Alex isn't at school.
4. Let's go to the library with Peter and me. Peter and I need some books in Japanese.
5. Here is our cat Felix. Felix is hungry. I will feed Felix.

#### 5. Вставьте подходящие по смыслу личные местоимения и переведите предложения.

1. Например: Ben is a little boy. He is six.
2. Jane is a house-wife (домохозяйка). ... is lazy (ленивая).
3. Max is a soldier. ... is brave.
4. Lily is a young woman. ... is very beautiful.

- |   |   |
|---|---|
| 5. Alice is late. ... is in a traffic jam (в дорожной пробке).          | 11. The rooms are small but ... are light and warm.                 |
| 6. Nick and Ann are far from Moscow. ... are on a farm.                 | 12. The new flat is comfortable but ... is far from the university. |
| 7. This is Ben's room. ... is nice.                                     | 13. Jack has many French books. ... likes to read French very much. |
| 8. These are new books. ... are interesting.                            | 14. Hans is a new student. ... is German.                           |
| 9. This is Elsa. ... is a student.                                      | 15. Alice and Jane are new secretaries. ... are not lazy.           |
| 10. Nick and Max are students. ... are students of a Moscow university. |   |

**Практическое занятие 5**  
My family. Местоимения. Part 2.

**Теоретическая часть**

Голубев А.П. Английский язык для всех специальностей: стр. 76 - ISBN 978-5-406-08132-7. — URL: <https://book.ru/book/939214>

**Вопросы к практическому занятию**

- |   |  |
|---|--|
| 1. Is your family large or small?       | 4. What does your family like to do in the evenings? |
| 2. What do your parents do?             | 5. Do you like to spend time with your grandparents? |
| 3. Do you have any brothers or sisters? |  |

**Задания к практическому занятию**

**1. Read and translate**

**«My Family».**

Our family is neither large nor small. I have a mother, a father and a sister. We all live together in a three-room flat in Moscow. We are an average family. My father Mikhail Andreevich is 50 years old. He is a tall and well-built man with short black hair and grey eyes. He works as an engineer at a big factory. He likes his work and spends most of his time there. By character my father is a quiet man, while my mother is energetic and talkative. My mother's name is Elena Petrovna. She is a teacher of mathematics and plays the piano well. My mother always has a lot of work to do about the house and at school. She is a busy woman and we all help her.

My sister's name is Christina. Like our mother Christina has blue eyes and fair hair. She is a very good-looking girl. Christina is two years younger than me. She is a pupil of the 7th form. She does well at school and gets only good and excellent marks. Mathematics is her favorite subject and she wants to become a banker, as well as I do. Our family is very united. We like to spend time together. In the evenings we watch TV, read books and newspapers, listen to music or just talk about the events of the day. Our parents don't always agree with what we say, but they listen to our opinion. All of us like to spend our weekends in the country. We often go to the village where our grandparents live. They are aged pensioners now, but prefer to live in the country. My great-grandmother is still alive. She lives in my grandmother's family and is always glad to see us. Her health is poor and she asks us to come and see her more often. I also have many other relatives: uncles, aunts, cousins. We are happy when we are together.

**Vocabulary:**

<b>family</b>	-	семья	<b>united</b> - дружный
<b>parents</b>	-	родители	<b>grandparents</b> – дедушка и бабушка
<b>father</b>	-	отец	<b>pensioner</b> - пенсионер
<b>mother</b>	-	мать	<b>relatives</b> - родственники
<b>sister</b>	-	сестра	<b>uncle</b> - дядя
<b>engineer</b>	-	инженер	<b>aunt</b> – тетья

<b>teacher</b>	-	учитель	<b>cousin</b> – двоюродный брат/двоюродная сестра
			<b>to spend weekends</b> – проводить выходные
<b>good-looking</b>	-	привлекательный, хорошо выглядит	

### 3. Translate into English:

- |                        |                           |
|------------------------|---------------------------|
| 1.<br>Мой завтрак      | 6. Она взяла ее телефон.  |
| 2.<br>Он доктор        | 7. Ее бабушка и моя тетя. |
| 3.<br>Они мои родители | 8. Наш урок               |
| 4.<br>Моя книга        | 9. Их машина              |
| 5.<br>Его сумка        | 10. Позвони мне.          |

### 4. Translate into Russian:

- 1) You told me ; 2) Please, call her ; 3) Let's ask him ; 4) Please, share it with all of us ; 5) I'm tired of it .

### Практическое занятие 6.

Описание внешности человека. Present Simple Tense.

#### Теоретическая часть

Голубев А.П. Английский язык для всех специальностей: стр. 137-- ISBN 978-5-406-08132-7. — URL: <https://book.ru/book/939214>

Презентация по теме внешность. Лексика.

#### Вопросы к практическому занятию

- How would you describe your physical appearance?  
to describe - описывать , характеризовать  
appearance - внешний вид
- What do you look like? - Как ты выглядишь? What does he/she look like? - Как он\ она выглядит?
- Present Simple Tense - правописание окончаний, слова маркеры.

### Задания к практическому занятию

#### 1. Read and translate

#### «My New friends».

My best friend's name is Anna. She is 17 years old and studies with me at the 11th form of a secondary school. She is an ordinary school girl who tries to look up-to-date. I'd like to tell you a few words about her appearance. She is quite tall for her age. She is the second tallest girl in the class. She is slim and good-looking. She has dark hair and big blue eyes with long lashes. She wears a uniform to school and a T-shirt with jeans when she goes for a walk with friends. She tries not to wear short skirts or dresses because she thinks they don't fit her. In terms of appearance, she took after her mother. Her mother is a beautiful woman and she looks rather young in her mid-thirties. She has got long dark hair and big brown eyes. As for Anna's hair, she likes wearing it in ponytails. She likes wearing jewelry or bijouterie but our teacher gets angry, so she simply wears small earrings. Her face is round, she has a straight nose, red lips and thick eyebrows. She doesn't use any make-up in day-to-day life. However, when we have parties or balls she uses some cosmetics and perfumes. Also, she likes changing her hair-do for parties. We both like to spend too much time in front of the mirror, and even my younger brother starts making fun of us. He says all girls are the same.

#### Vocabulary:

**Best friend** – лучший друг/лучшая подруга  
**ordinary**- обыкновенный  
**dark** - темный

**up-to-date** - современно  
**fit her** - подходит ей  
**In terms of** - с точки зрения

**hair** - волосы  
**lashes** - ресницы  
 пяти  
**skirt** - юбка  
 хвост  
**dress** - платье  
**earrings** - серьги  
**hair-do** - прическа  
**to make fun of somebody** – смеяться над кем-то/насмехаться  
**skin** - кожа

**took after** - похожа/похож  
**mid-thirties** - лет тридцати  
  
**ponytail** - хвостик, конский  
  
**eyes** - глаза  
**eyebrows** - брови  
**ears** - уши  
**cheek** - щека

**2. Open the brackets using the verb in appropriate form**

1. Bob (to play) football every Monday.
2. Mary (to have) dinner with Bob at 6 pm.
3. They (to be) in love.
4. Bob (walk) the dog twice per day.
5. My family and I (to eat) dinner.
6. We (to be) happy family.
7. I (to be) always hungry.
8. (Do/does) Mary (to play) piano? Yes, she (do/does).
9. (Do/does) Bob and Mary (to go) to the bar on Tuesday? No, they (don't/doesn't).
10. My uncle (to go) to the dentist every 6 month.

**3. Расположите слова в порядке уменьшения частоты. Переведите**  
 Sometimes, often, never, usually, always, seldom, rarely

**Практическое занятие 7.**

Персональные качества личности. Степени сравнения прилагательных.

**Теоретическая часть**

Голубев А.П. Английский язык для всех специальностей: стр. 166, Английский язык.  
 10 класс: учебник для 11 общеобразовательных организаций: базовый уровень / О.В. Афанасьева, Д. Дули, И.В. Михеева и др. стр. 12-13- ISBN 978-5-406-08132-7. —  
 URL: <https://book.ru/book/939214>

**Вопросы к практическому занятию**

1. Какие бывают степени сравнения прилагательных.
2. Правила употребления и правописания степеней сравнения.

**Задания к практическому занятию**

Уг	
1. ...	...
2. ...	...
3. ...	...
4. ...	...
5. ...	...
6. ...	...
7. ...	...
8. ...	...
9. ...	...
10. ...	...
11. ...	...
12. ...	...
13. ...	...
14. ...	...
15. ...	...
16. ...	...
17. ...	...
18. ...	...
19. ...	...
20. ...	...

1. Загадайте любого известного персонажа / героя и опишите его внешний вид и/или личные качества, используя ранее изученные слова и слова из таблицы.

**2. Translate the sentences :**

1. Россия - самая большая страна в мире.

2. Новое здание Московского Университета - одно из самых высоких зданий  
Москвы.

3. Солнце больше Луны.

4. Ваша сестра старше вас? - Нет, она моложе меня.

5. Сегодня ветер не такой сильный, как вчера.

6. Февраль - самый короткий месяц в году.

7. Сегодня мы писали более трудный диктант, чем вчера.

8. Сегодня так же жарко, как и вчера.

9. Это самая интересная книга, которую я когда-либо читал.

**3. Open the brackets and use the necessary form of adjective.**

- |    |   |     |   |
|----|---|-----|---|
| 1. | The Arctic Ocean is (cold)<br>than the Indian Ocean.  | 9.  | all I have read this year.<br>January is the (cold) month<br>of the year. |
| 2. | Chinese is (difficult) than<br>English.               | 10. | My sister speaks English<br>(bad) than I do.                              |
| 3. | Spanish is (easy) than<br>German.                     | 11. | Which is the (hot) month of<br>the year?                                  |
| 4. | She is not so (busy) as I am.                         | 12. | Which is the (beautiful)<br>place in this part of the<br>country?         |
| 5. | It is as (cold) today as it was<br>yesterday.         | 13. | This good-looking girl is the<br>(good) student in our group.             |
| 6. | She is not so (fond) of sports<br>as my brother.      |     |   |
| 7. | Today the weather is (cold)<br>than it was yesterday. |     |   |
| 8. | This book is (interesting) of                         |     |   |

## Практическое занятие № 8

Глаголы to have и have got.

### Теоретическая часть

Голубев А.П. Английский язык для всех специальностей: стр. 166, Английский язык. 10 класс: учебник для 11 общеобразовательных организаций: базовый уровень / О.В. Афанасьева, Д. Дули, И.В. Михеева и др. стр. 12-13 -ISBN 978-5-406-08132-7. — URL: <https://book.ru/book/939214>

- ◆ Глагол **to have** — один из основных глаголов английского языка, который может быть как смысловым, так и вспомогательным. Как смысловой глагол *have* передает свое лексическое значение «иметь, обладать, владеть». Как вспомогательный — входит в состав различных временных форм, при этом теряет свой смысл.
- ◆ Когда мы говорим об обладании чем-либо, помимо *have / has* может использоваться конструкция **have got / has got**, которая чаще всего используется в разговорной речи и означает то же, что и *have / has*. *Got* в данном случае не имеет значения, просто примыкает к *have / has*.
- ◆ **have got / has got - используется только в Present Simple!!!**

positive (+)			negative (-)	
I/you/we/they	have	have got (I've got)	do not have (don't have)	have not got (haven't got)
he/she/it	has	has got (He's got)	does not have (doesn't have)	has not got (hasn't got)

	Present	Past	Future
I/you/we/they	have	had	will have
he/she/it	has		
Do		I/you/we/they	have...?
Does		he/she /it	have...?
Have		I/you/we/they	got....?
Has		he/she/it	got.....?

Past	Did	I/you we/they/he/she/it	have....?
Future	Will	I/you we/they/he/she/it	have....?

### Устойчивые выражения:

- have breakfast/ lunch/ dinner - завтракать/ обедать/ ужинать
- Have a rest - отдыхать
- I have a lesson - у меня урок
- Have fun - развлекаться
- I have time - у меня есть время
- Have a look – взглянуть, поглядеть, поглазеть
- Have a sense of humor- иметь чувство юмора

### Задания к практическому занятию # 8

#### 1. Вставьте правильную форму глагола to have

1. I \_\_\_ breakfast at 8 a.m. every day.
2. My friend \_\_\_ a big house.
5. My relatives \_\_\_ a swimming pool in their garden.
6. My brother \_\_\_ a bike.



6. We can't buy this car, we \_\_\_\_\_ enough money.
7. He \_\_\_\_\_ enough time for rest tomorrow.
8. He doesn't \_\_\_\_\_ any place to live.
9. We doesn't \_\_\_\_\_ a big house.
10. Do you \_\_\_\_\_ a minute?
11. Does she \_\_\_\_\_ time for shopping?
12. She \_\_\_\_\_ a headache. Do you \_\_\_\_\_ any pills or medicine?

### **Практическое занятие 9**

Описание жилища. Множественное число.

#### **Теоретическая часть**

Голубев А.П. Английский язык для всех специальностей: стр. 82 -ISBN 978-5-406-08132-7. — URL: <https://book.ru/book/939214>

#### **Вопросы к практическому занятию**

1. Охарактеризуйте основные способы образования множественного числа в англ.яз. Приведите примеры.
2. Назовите исключения.

#### **Задания к практическому занятию**

**1. Образуйте форму множественного числа нижеприведенных существительных.**  
month, horse, flower, potato, book, plan, bridge, match, nose, bus, box, army, carrot, watch, onion, shop, address, day, fly, hotel, lady, key, gate, clock, office, city.

**2. Вставьте следующие слова во множественном числе в следующие предложения.**

Story, city, country, dictionary, key, party, tray

1. The students in my class come from many ... of our country.
2. My money and my ... are in my pocket.
3. By the end of the term we'll have to read a few ... by S. Maugham. (Сомерсет Моэм)
4. I like going to ... because I enjoy socializing with people.
5. People carry their food on ... at a cafeteria.
6. We always look up words in ... when we write essays.
7. Sportsmen from different ... of the world take part in the Olympic Games.

**3. Выберите из списка неисчисляемые существительные**

Room, cheese, orange, cake, honey, salt, boy, milk, bottle, sugar, nut, oil, box, chocolate, chair, money, key, dollar.

**4. Образуйте форму множественного числа, в чем отличие этих существительных:**

man ; woman; child; person; foot; tooth; goose

**5. Read and translate.**

#### **My flat**

My family lives in a 9-storey building, which is situated near the city center. There is a nursery, school, several shops and a little restaurant not far from the house. We have an elevator in our communal entrance hall. We live on the seventh floor, that's why we're glad that we needn't to walk up. Our flat is very comfortable and cozy. It has three rooms: my parents' bedroom, my room, a living room. It also includes a kitchen, a hallway and a bathroom.

Our flat is provided with all modern conveniences: cold and hot running water, electricity, central heating, and telephone. A living room is the biggest one in our flat. It has a long table with several chairs round in the middle. To the right of the table, there is a big wall unit with a wardrobe and different shelves. Opposite the table, an occasional table with a TV set on it stands from one side. There is a cozy sofa with two arm chairs from the other side. The floor is covered with a beautiful carpet with patterns. The pictures are hanging on the walls.

My parents' bedroom is cozy and spacious. There is a bed with two dressing tables and small lamps on each of them. My room is the smallest one. It's very comfy and bright. It has a desk, an armchair, a wardrobe and a bed. My wooden shelves are full with books, because I like to read. There is also a computer on my desk. Our kitchen is big enough. In the middle there is a dining-table with chairs. Opposite to it, there is a cupboard. In the kitchen there is a big fridge. Our kitchen is well-equipped. It has a toaster, a food processor, a microwave and a coffee maker. We like to spend evenings in our homely kitchen, to drink tea and talk. I like my flat very much, it is the place, where I feel peaceful.

**Vocabulary:**

building - здание;	bathroom - ванная
nursery=kindergarten - детский сад;	entrance - вход
elevator =lift - лифт;	carpet - ковер
floor – пол, этаж - storey;	desk – письменный стол, парта
cozy - уютный;	hallway - прихожая, коридор
living room - гостиная;	chair - стул
conveniences - удобства, комфорт;	microwave – микроволновая печь
kitchen - кухня	fridge - холодильник
coffeemaker – кофеварка	well-equipped - хорошо оборудована
cupboard - кухонный шкаф, буфет	peaceful - спокойно, безмятежно
spacious - просторный	equipped - оборудованный
hang - висеть	to provide - обеспечивать, снабжать
dressing table - туалетный столик	to cover - покрывать

**Практическое занятие 10**

House of my dream.оборот there is/ there are.

**Теоретическая часть**

Голубев А.П. Английский язык для всех специальностей: стр. 169 -ISBN 978-5-406-08132-7. — URL: <https://book.ru/book/939214>

**Вопросы к практическому занятию**

1. What house do you dream about? or in a village? Why?
2. In what country would you like to live? dream»
3. Would you like to live in a town, in a big city
4. Tell words on the topic «House of my

**Задания к практическому занятию**

**1. Read and translate**

**«House of my dream»**

Everyone likes dreaming. It helps us to overcome the difficulties of our daily routine. As a rule, people imagine they have a lot of money, their own family, happy family and full social life. I'd like to tell you about the house of my dream. I'd like to have my house abroad. May be in America, in Florida for example because it's rather warm there all year round. I want my house to be near the ocean. I don't want to have it in town, because there is little fresh air and a lot of litter on the streets. I'd like to live there with my husband and my child. I imagine my house has 3 stories. It has a facade with columns and steps up to the front door. There's also a big balcony in my house and there are big windows. Through them you can see a wonderful view. There are lots of palm trees and flowers around the house. And there is nothing better than walking in the shade of these trees and listening to the whisper of waves.

I think it's wonderful to wake up in the morning in such house and see the sun shining through the window and hear the sound of the ocean. As you come through the front door, you would find yourself in a large hall with an open fireplace. One of the doors leads to the living room. This room faces the south, so it's very sunny and you can enjoy a wonderful view of the whole valley. In the middle of this room there's a thick carpet on the floor. We have little furniture in this room. On the left there's a sofa and small table near it, on the right you can see TV set. There are some armchairs in this room. In the living room we spend our evenings chatting with each other and playing with children. Behind the house there is a swimming pool and some plastic lounge chairs. Our house looks peaceful and calm. House of my dream is a beautiful place at any time of the year. In winter it's warm and cosy, and in summer there is so much to do outside.

### **Vocabulary:**

to dream - мечтать	carpet - ковер
daily routine - будни	armchair - кресло
abroad – за границей	each other - друг с другом
facade - фасад	litter - мусор
imagine - представлять, воображать	loungechairs - шезлонги
enjoy - наслаждаться, получать удовольствие	cosy – уютный
outside - снаружи, вовне, за пределами	

### **2. Вставьте нужную форму глагола to be:**

1. There \_\_\_\_\_ a cat in the window.
2. There \_\_\_\_\_ milk in the fridge.
3. There \_\_\_\_\_ a lot of sugar in coffee .
4. There \_\_\_\_\_ three bottles of milk yesterday.
5. There \_\_\_\_\_ a big party tomorrow.
6. There \_\_\_\_\_ several pictures on the walls.
7. There \_\_\_\_\_ ten tables and one blackboard.
8. There \_\_\_\_\_ a table and two chairs in the room.
9. There \_\_\_\_\_ an ice-cream in the fridge
10. There \_\_\_\_\_ a lot of flowers last summer.

### **3. Составьте предложения из слов.**

1. five, there, in the park, children, are
2. on the, there, a cat, is sofa
3. little, balls, there, three, are, floor, on , the
4. big, a dog, in the, there, hall, is
5. a cake, in the, there, picture, is.

### **4. Задайте вопросы к предложению и ответьте на них.**

2. There is a book on the shelf.
3. There are many glasses in the cupboard.
4. There isn't a peach on the plate.
5. There was a shop at the corner.
6. There were many apples in the basket.
7. There wasn't a boy in the room.
8. There weren't any pears on the plate.
9. There will be a lot of people at the stadium.
10. There will be some interesting programs on TV tomorrow.

## **Практическое занятие 11**

Описание местоположения объекта. Предлоги места и направления.

### **Теоретическая часть**

Голубев А.П. Английский язык для всех специальностей: стр. 101, Английский язык. 10 класс: учебник для 11 общеобразовательных организаций: базовый уровень / О.В. Афанасьева, Д. Дули, И.В. Михеева и др. стр. 26 -ISBN 978-5-406-08132-7. — URL: <https://book.ru/book/939214>

### **Вопросы к практическому занятию**

1. Расскажите основные предлоги места. Приведите примеры.
2. Расскажите основные предлоги направления. Приведите примеры.

### **Задания к практическому занятию**

#### **1. Поставьте необходимые предлоги и переведите предложения:**

1. The dog often plays ... the garden.
2. There are nice pictures ... the wall ... our living room.
3. My room is ... the third floor.
4. Do you know this girl ... the picture?
5. I would like to spend my weekends ... Europe.
6. Nick is ... school now.
7. This actor plays the leading role...this movie.

8. It is hard to choose the best picture... so many wonderful works.
9. The gym is located ... my college.
10. The monument is ... the right. (in/at/on)
11. He is walking ...and...the stairs.

### 2.Поставьте подходящий предлог места.

1. There's a strange woman standing \_\_\_\_ a tree. (под)
2. There's a motorbike \_\_\_\_ the car (перед) and a bicycle \_\_\_\_ it (позади), so the car is \_\_\_\_ the yellow motorbike and the bicycle.
3. There's a bus waiting \_\_\_\_ a bus stop.
4. There's a briefcase \_\_\_\_ the desk. (под)
5. Can you see a camera \_\_\_\_ the drawer?
6. There's a large picture \_\_\_\_ the wall \_\_\_\_ two small
7. There are two bedrooms \_\_\_\_ the flat.
8. Santa Monica is \_\_\_\_ Southern California.
9. I've got a poster of Kevin Costner \_\_\_\_ my wall.
10. Heidelberg is \_\_\_\_ the River Neckar.

### 3.Прочитайте и переведите текст. На основе этого текста опишите свою квартиру, комнату.

#### My Flat

1. Today I want to tell you about my flat. 2. I live in a three-room flat on the third floor. 3. I live together with my parents and my brother. 4. There is my parent's room, my brother's room, my room, a kitchen and a bathroom there. 5. There is also a balcony and a corridor there. 6. Our kitchen is not very big. 7 We like to get together there and eat my mother's delicious cookings. 8. My parent's room is very light. 9. In my brother's room there is a lot of stuff. 10. But my room is the best for me. 11. There is a bed, a wardrobe, a table, a chair, shelves with my stuff and a carpet there. 12. I try to keep my room in order, I like it when everything is in its place. 13. I think my flat is very nice.

#### Как описать свою квартиру?

1. Today I want to tell you about my flat. Вступление
2. I live in a ...-room flat on the ... floor. Указываете, сколько комнат в квартире, на каком этаже расположена.
3. I live together with ... Указываете, с кем вместе вы живете. Если ни с кем, то пишете — I live alone (я живу один).
4. There is ... there. Перечисляете, какие комнаты есть в квартире.
5. There is also a balcony and a corridor there. Дополнение
6. Our kitchen is ... Несколько слов о кухне. Если нужно более подробное описание, воспользуйтесь фразой There is ..., картинкой со словами на тему «кухня» и перечислите все, что там есть.
- 7 We like to get together there and eat my mother's delicious cookings. Дополнение
8. My parent's room is ... Описываем комнату родителей.
9. In my brother's room there is ... Описываем комнату брата. 10. But my room is the best for me. Переход к описанию своей комнаты.
11. There is ... Описание своей комнаты.
12. I try to keep my room in order, I like it when everything is in its place. Дополнение.
13. I think my flat is very nice.

#### 4.Ответьте на вопросы:

1. Would you like to live in a house or in a flat?
2. How many rooms would you like to have in your flat/house?

3. Do you think it is good to have a flat in a skyscraper in the middle of a big city?

4. What kind of furniture would you like to put in your house/flat?

5. Would you like to live in a place next to an ocean or a sea?

## Практическое занятие 12

Описание жилища. Неопределенные местоимения some/ any/ one и их производные.

### Теоретическая часть

Голубев А.П. Английский язык для всех специальностей: стр. 98 -ISBN 978-5-406-08132-7. — URL: <https://book.ru/book/939214>

### Вопросы к практическому занятию

1. Сформулируйте правило употребления слов Some, any, no.
2. Расскажите способы использования производных от Some, any, no. Приведите примеры.

### Задания к практическому занятию

#### 1. Вставьте some, any, no или оставьте пропуски незаполненными по смыслу.

- |   |  |
|---|--|
| 1. There are ... buses today and I can't go shopping.             | 5. There is ... ink in my pen.                   |
| 2. There is ... caviar in the can. I love it. Would you like ...? | 6. Is there ... snow in the street this morning? |
| 3. Please don't offer her ... chips. She doesn't want ... .       | 7. My mother likes ... music.                    |
| 4. Can I have ... milk in my tea? I don't like it black.          | 8. Are there ... chess players here?             |
|   | 9. There are ... diagrams in the new book.       |
|   | 10. Are there ... newspapers on the table?       |

2. Вставьте слова по смыслу Cucumbers, tomatoes, cabbage, apples, carrots  
There is some fresh \_\_\_\_\_ on the wooden table. There aren't any \_\_\_\_\_ in the big bag, but there are some \_\_\_\_\_ there. There are no green \_\_\_\_\_ on the table, but there are some tasty red \_\_\_\_\_ there.

#### 3. Выберите правильное слово

- |  |   |
|--|---|
| 1. Is there some/any butter in the fridge? | 4. There are any/no potatoes in the box.  |
| 2. There isn't any/no bread in the bag.    | 5. There is/are some cheese on the shelf. |
| 3. There are some/any                      |   |

#### 4. Заполните пропуски подходящими местоимениями (some, any, anything, something, everybody, everything, no etc.):

1. Is there \_\_\_\_\_ interesting in the magazine? 2. There are \_\_\_\_\_ books on the table. 3. \_\_\_\_\_ in the house is clean and good. 4. There is \_\_\_\_\_ here. 5. She will tell us \_\_\_\_\_ about her work. 6. She doesn't want \_\_\_\_\_ new dress. 7. Is he going \_\_\_\_\_ today? 8. Good morning, \_\_\_\_\_. 9. He never goes by train, he goes \_\_\_\_\_ by aeroplane. 10. They want a house, they have \_\_\_\_\_ to live. 11. Is \_\_\_\_\_ coming to see us today? 12. There aren't \_\_\_\_\_ pencils in the box. 13. I didn't see \_\_\_\_\_ yesterday, I was at home.

#### 5. Вставьте вместо пропусков местоимения some, any и их производные.

1. Why are you looking under the table? Have you lost anything/ something?
2. Do they live somewhere / anywhere near Suvorov Street?
3. There is anything / something in my soup. It's mosquito!
4. I'm thirsty. Can I have some / any cold juice?
5. He can do the job alone. He doesn't need anybody else's / somebody else's help.
6. We cannot close our eyes to the facts some / any longer.
7. If anybody / somebody asks about me I'm at Kate's.
8. She can't have lost the tickets! They have got to be anywhere / somewhere!
9. I've lost my way! Isn't there anyone / someone who could direct me to Victory Square?
10. There is hardly anybody / somebody to be seen on the streets of the centre after dusk.
11. David decided that he needed to do anything / something constructive with his life.
12. Will you show me some / any of your latest sculptures?

## 6. Задайте вопросы друг другу

1. Are there any supermarkets or restaurants near the place where you live?
2. Are there any books in your room?
3. Does anyone else live with you in your flat?
4. Is there anything you would like to change in your flat?
5. Is there anything you don't like about the place where you live?

## Практическое занятие 13.

Daily routine. Present Simple and Present Continuous Tense

### Теоретическая часть

Голубев А.П. Английский язык для всех специальностей: стр. 93 -ISBN 978-5-406-08132-7. — URL: <https://book.ru/book/939214>

### Вопросы к практическому занятию

1. Расскажите правило образования времени The Present Simple. Приведите примеры.
2. В чем разница употребления времен The Continuous Tense Forms and The Present Simple? Приведите примеры.

### Задания к практическому занятию

#### 1. Выберите из скобок нужную форму. Объясните сделанный выбор.

1. It sometimes (snows/is snowing) here in April.
2. It (snows/is snowing) now.
3. Every morning mother (cooks/is cooking) breakfast for us.
4. It is 8 o'clock now. Mother (cooks/is cooking) breakfast.
5. Every day father (leaves/is leaving) the house at half past eight.
6. Now it is half past eight. Father (leaves/is leaving) the house.
7. We often (watch/are watching) TV.
8. Now we (sit/ are sitting) in armchairs and (watch/are watching) TV.
9. Sometimes Mike (does/is doing) his lessons in the evening.
10. Look at Mike. He (does/is doing) his lessons.
11. It often (rains/is raining) in September.
12. It (rains/is raining) now.
13. Every day the family (has/is having) tea at 5 o'clock.
14. It is 5 o'clock now. The family (has/is having) tea.

#### 2. Заполните пропуски, используя *don't, doesn't, isn't, aren't* или *am not*.

1. We ... watching a television programme now.
2. We ... watch television every day.
3. It... raining very hard at the moment.
4. I ... hear you well.
5. It... rain very much in summer.
6. Mr Johnson ... eating his lunch now.
7. Mr Johnson ... always eat at that cafe.
8. I... see any students in that room.
9. They ... like milk for lunch.
10. He ... have money for a new car.

#### 3. Начните вопросы с *do, does, is, are* или *am*.

1. ... you learn new words in each lesson?
2. ... you learning the new words right now?
3. ... she usually sit at the third desk?
4. ... she sitting at the third desk today?
5. ... you read many books every year?
6. ... you reading an interesting book now?

#### 4. Найдите ошибки и исправьте их.

1. We not going to school today.
2. What you doing after school?
3. At the moment Peter is work in Russia.
4. Does he got a new car?
5. He never wear a hat.
6. He don't like black coffee.
7. We are have a good time.
8. What you doing now?
9. It rains at the moment.
10. How you like the game?

#### 5. Переведите на английский язык.

- A: 1. Я люблю апельсиновый сок. Я всегда пью его по утрам.
2. — Что ты сейчас пьешь? — Я пью апельсиновый сок.

3. — Том, куда ты идешь? — Я иду в библиотеку. — Я всегда хожу в библиотеку по субботам.

4. — Где Джек? — Он играет в саду.

5. Джек хорошо играет в теннис.

В:

1. — Где Вадим? — Он играет в теннис. 2. — Он хорошо играет в теннис? — Нет, он играет в теннис плохо. 3. Я не знаю человека, который (who) разговаривает с моей мамой. 4. Я часто разговариваю с моим другом о нашей поездке. 5. Андрей поет очень хорошо. 6. Слушайте. Кто-то поет в соседней комнате. 7. Он не видит, что я на него смотрю. Он читает книгу. 8. Позвоните ему сейчас. Я думаю, что он не спит. 9. Посмотрите на человека, который стоит у окна. Это мой учитель английского языка. 10. Джон на улице (outside). Он моет машину.

### 6. Постройте вопросы, используя времена Present Simple или Present Continuous.

Дайте ответы.

1 you | often | wear | jeans?

2 you | wear | jeans now?

3 it | rain | now?

4 it | often | rain | in your country?

5 you | study | English every day?

6 you | study | English at the moment?

### 7. Составьте 5-7 предложений, используя время The Continuous Tense Forms and The Present Simple.

#### Практическое занятие 14.

Обычный день студента. Предлоги времени.

#### Теоретическая часть

Голубев А.П. Английский язык для всех специальностей: стр. 101, Английский язык. 10 класс: учебник для 11 общеобразовательных организаций: базовый уровень / О.В. Афанасьева, Д. Дули, И.В. Михеева и др. стр. 124-125 -ISBN 978-5-406-08132-7. — URL: <https://book.ru/book/939214>

#### Вопросы к практическому занятию

- |  |  |
|--|--|
| 1. Do you like getting up early?               | 5. When do your lessons begin?                     |
| 2. When do you usually get up on weekends?     | 6. What do you do after dinner?                    |
| 3. At what time do you have your breakfast?    | 7. When do you usually finish doing your homework? |
| 4. How long does it take you to get to school? | 8. When do you usually have dinner?                |
|  | 9. At what time do you go to bed?                  |

#### Задания к практическому занятию

#### Daily routine

Exercise 1. Please choose what do you usually do in the morning/in the afternoon/ in the evening

- |                   |                   |                        |
|-------------------|-------------------|------------------------|
| 1. wake up        | 13.               | 21.                    |
| 2. get up         | buy something     | put on clothes         |
| 3. have breakfast | 14.               | 22.                    |
| 4. drink coffee   | leave home        | cook                   |
| 5. have lunch     | 15.               | breakfast/lunch/dinner |
| 6. go to college  | come home         | 23.                    |
| 7. start lessons  | 16.               | wash the dishes        |
| 8. finish class   | use a computer    | 24.                    |
| 9. ride the bike  | 17.               | watch TV               |
| 10.               | chat with friends | 25.                    |
| take the bus      | 18.               | study English          |
| 11.               | listen to music   | 26.                    |
| drive             | 19.               | do homework            |
| 12.               | change clothes    | 27.                    |
| walk              | 20.               | help my mother         |
|                   | get dressed       |                        |

28.  
call a friend

29.  
play games

30.  
clean my room

31.  
take/ have a shower

32.  
brush my teeth

33.  
go to bed

34.  
sleep

35.  
feed my pets

**Ex.2. Choose appropriate preposition (at, on, in) where it's necessary and translate.**

3. Lucy is arriving \_\_\_ February the 13th \_\_\_ eight o'clock \_\_\_ the morning.
4. The weather is often terrible \_\_\_ London.
5. His birthday is \_\_\_ June. We celebrate it \_\_\_ every summer.
6. I usually go to my parents' house \_\_\_ Christmas. We eat turkey together \_\_\_ Christmas Day.
7. I had a party \_\_\_ my birthday.
8. We're meeting \_\_\_ lunchtime \_\_\_ next Tuesday.
9. We go out for dinner \_\_\_ every Saturday.
10. This church was built \_\_\_ 12th Century.

**Ex.3. Choose appropriate preposition (at, on, in) and answer the questions:**

11. Do you sometimes watch TV \_\_\_ the mornings?
12. Are you usually at home \_\_\_ 7 o'clock \_\_\_ the evenings?
13. Do you sometimes work \_\_\_ night?
14. What do you usually do \_\_\_ weekends?
15. Do you usually go shopping \_\_\_ Saturdays?
16. Do you go skiing \_\_\_ the winter?
17. Do you have a holiday \_\_\_ December?
18. Is there a holiday in your country \_\_\_ 6th of January?

**Ex.4. Look at these time expressions.**

2 o'clock, Friday, the morning, last Friday, night, Tuesday, March, 1st March, the afternoon, next Tuesday, 1980, Monday morning, this morning, the summer, every summer, my birthday, the weekend, 8.15, tomorrow evening, July, Friday night, 1804, 4th July, the spring, weekends, Christmas, New Year's Day, yesterday afternoon

**Do we use these time expressions with in, on, at or without a preposition? Make four lists:**

1. At: at 2 o'clock, ...
2. On: on Friday, ...
3. In: in the morning, ...
4. Without a preposition: last Friday

**Ex.5. Переведите на английский язык:**

1. Я вернусь через час.
2. Пожалуйста перезвоните мне через 10 минут.
3. Урок закончиться через 15 минут.
4. Обед будет готов через пол часа.
5. Моя бабушка жила с нами семь недель.
6. Студенты слушали внимательнов течении всего урока.
7. Занятия в колледже длятся с 9 утра до 5 вечера.
8. Мы изучаем английский с сентября.
9. Я закончу проект к концу этой недели.

## Практическое занятие 15.

Распорядок дня студента колледжа. The Past Indefinite Tense.

### Теоретическая часть

Голубев А.П. Английский язык для всех специальностей: стр. 90-ISBN 978-5-406-08132-7. — URL: <https://book.ru/book/939214>

### Вопросы к практическому занятию

1. Охарактеризуйте время The Past Indefinite Tense.
2. Расскажите правило образования The Past Indefinite Tense.
3. Какие глаголы называются правильными и неправильными? Приведите примеры.

### Задания к практическому занятию

1. Откройте скобки, используя глаголы в утвердительной, отрицательной и вопросительных формах прошедшего времени:

- |   |  |
|---|--|
| 1. That boy (break) my window.            | 5. We (meet) them at the same place yesterday. |
| 2. I (drive) to work every day last year. | 6. You (put) that book there.                  |
| 3. Laura (like) that boy.                 | 7. We (sit) at the same desk.                  |
| 4. James (watch) this film last week.     | 8. An American (win) Wimbledon last year.      |

### 2. Write text using Past Simple Tense:

On Monday we have five lessons. The first lesson is English. At this lesson we write a dictation and do some exercises. Nick goes to the blackboard.

He answers well and gets a "five". Pete does not get a "five" because he does not know his lesson. After the second lesson I go to the canteen. I eat a sandwich and drink a cup of tea. After school I do not go home at once. I go to the library and take a book. Then I go to play football at the playground. Then I go home.

### 3. Read and translate

#### «My Working Day».

I'd like to describe you how I spent my day yesterday. All my days look very much the same.

As a matter of fact, I am not an early-riser. I hate getting up early, but I got used to it. Yesterday I got up at 7. I did my morning exercises. Then I washed my face and hands and cleaned my teeth.

At half past seven I had my breakfast. I usually have a light breakfast which consists of a cup of coffee or tea and some cheese or sausage sandwiches. After breakfast I left for school.

My school is not far from my house. Usually I walk there. It takes me 10 minutes to get to school.

Yesterday lessons began at 8:30 a. m. and finished at about 3 p. m. Six or seven lessons a day is the ordinary timetable. I didn't have lunch in the school canteen because I took a packed lunch with me. And after classes I stayed at school to play basketball.

When I came home my parents were not at home yet. Usually they work till 6 o'clock p. m. that's why I took my dinner from the fridge and warmed it up myself. After dinner I had a little rest. I read a book and then watched TV for about half an hour and after I talked to my friend over telephone for few minutes.

After that I started doing my homework. It took me about two hours to do my homework.

My parents came home at about 7 o'clock. We had supper and shared the day news and plans for our next day. Then I had some time to play computer games. At 10 o'clock I went to bed.

### Vocabulary:

working day – рабочий день

get up – вставать

breakfast - завтрак  
it takes me 10 minutes – у меня уходит/  
занимает 10 минут  
timetable - расписание  
rest - отдых

usually - обычно  
news - новости  
to be free – быть свободным  
do shopping – ходить за покупками  
twice a week – два раза в неделю

### 5. Ответьте на вопросы:

1. When did you get up yesterday? 2. What did you do after you got up? 3. When did your lessons finish yesterday? 4. Did you go home after classes? 5. How long did it take you to do your homework?

### Практическое занятие 16.

Досуг. Хобби. Неправильные глаголы

#### Теоретическая часть

Голубев А.П. Английский язык для всех специальностей: стр. 90 -ISBN 978-5-406-08132-7. — URL: <https://book.ru/book/939214>

#### Вопросы к практическому занятию

1. Назовите 3 формы 10-ти неправильных глаголов.
2. Выберите из предыдущего текста глаголы в прошедшем времени укажите неправильные.

#### Задания к практическому занятию

### 1. Read and translate.

#### Leisure (досуг) time

##### Свободное время

Leisure time is considered one of the most problems experienced by young people in our time. They spend their time playing or sitting in front of television and computer screens without doing anything useful. Therefore, we will present in this article a set of activities that can be done to get rid (избавиться) of this problem.

How to spend your free time:

**Reading**, where reading is one of the most beautiful and wonderful activities and useful works. In addition to the pleasure and entertainment that it adds to the life of the person, it also fills the mind with knowledge, science, stories and useful novels.

A person can follow the style of reading in his life, either by buying books, making use of a free library card, or by exchanging books with his friends.

**Writing**, as this means has a great role in improving the psyche of the person and the translation of ideas and feelings and emptying them on paper.

Man can adhere to this habit until it becomes an integral part of his life, and may develop this talent to become a well-known writer later.

A person can begin to write about a particular event or turning point in his or her life, he can also write his diary, for example.

**Walking**, it has multiple benefits to the health of the body, heart and blood vessels.

**Drawing**, which allows the person to translate the ideas in his head through the work of simple graphics, and can develop this talent through the lessons of learning online and available free of charge.

**Cooking**, cooking skill is necessary and must be learned in life, and there is nothing more beautiful than to cook with your hands and make new and unfamiliar dishes.

**Fishing**, this is a good way to spend enjoyable time for people who live near the sea and the water bodies.

**Taking photos**, using specialized cameras or using a smartphone's camera, so that people can take beautiful pictures of scenic and natural places.

**To learn the chess**, it is known that this game helps to increase thinking, raise the level of intelligence, in addition to being a good way to challenge the self.

### 2. Составить рассказ на тему «Досуг. Хобби» или «Как я провожу свое свободное время», используя словарь и слова из текста. Выучит наизусть слова

**Словарь:**

**to spend free time** - проводить свободное время

**consist of**- состоять из

делатт

**to be fond of** - увлекаться

в интернете

**to be interested in** - интересоваться

**to be crazy about** - обожать

**have fun** - развлекаться

делиться фотографиями

**have a good time** - хорошо проводить время

вечеринку

**exciting** - увлекательный

**do nothing** - ничего не

**surf the internet** - сидеть

**have a rest** - отдыхать

**get bored** - скучать

**share pictures/ photos** -

**arrange a party** - устроить

**3. Learn irregular verbs given in the presentation by heart**

**4. Translate into English**

1. Мы хорошо провели время на море этим летом.
2. Я вставал очень рано и шел плавать в море.
3. Мой друг уехал раньше меня.
4. Мальчики разбились окно мячом.
5. Мы встретились вчера вечером.
6. Он написал мне интересное сообщение.

Таблица 19

ОСНОВНЫЕ ГРУППЫ НЕПРАВИЛЬНЫХ ГЛАГОЛОВ			
I II III Все три формы (Infinitive, Past Indefinite, Participle II) разные		I II III Вторая и третья формы одинаковые	
III=I+ -en -ne do—did--done go—went—gone be—was, were—been	III=I+n see saw seen grow grew grown know knew known show showed shown	d — t send sent sent spend spent spent build built built	+t burn burnt burnt learn learnt learnt spoil spoilt spoilt
III=II+en break broke broken speak spoke spoken forget forgot forgotten	III=I+en eat ate eaten fall fell fallen take took taken give gave given write wrote written	- d, de make made made have had had tell told told keep kept kept say said said hear heard heard	+t lose lost lost leave left left mean meant meant
i — a — u drink drank drunk begin began begun swim swam swum	Все формы одинаковые I II III	Гласные меняются feed fed fed lead led led read read read find found found	meet met met sit sat sat get got got light lit lit fight fought fought
Первая и третья одинаковые I II III	Все формы одинаковые I II III	win won won strike struck struck shine shone shone	+ght think thought thought bring brought brought teach taught taught
run ran run come came come become became become	cut cut cut put put put let let let set set set		

## Практическое занятие 17

Особенности проживания в городской и сельской местности.

City life or country life?

### Теоретическая часть

Голубев А.П. Английский язык для всех специальностей: стр. 196 -ISBN 978-5-406-08132-7. — URL: <https://book.ru/book/939214>

Маньковская, Э. В. Английский язык: учебное пособие /Текст : электронный. - URL: <https://znanium.com/catalog/product/1779974>

#### Vocabulary:

<b>village</b> - деревня	<b>opportunities</b> -
возможности	<b>get bored</b> - скучать
<b>country/ countryside</b> - сельская местность	<b>offer</b> - предлагать
<b>traffic/ traffic jam</b> - движение/ дорожная пробка	<b>In spite of</b> - не смотря на
<b>outdoor</b> - на улице, на свежем воздухе	<b>pay</b> - платить
<b>urban</b> - городской	<b>entertainment</b> -
<b>successful</b> - успешный	
развлечения	<b>convenience</b> - удобство
<b>share</b> - делиться	<b>reach</b> - достигать
<b>opinion</b> - мнение	<b>crowded</b> -
<b>plenty of</b> - много	
переполненное, людное	<b>activity</b> - деятельность,
<b>pros and cons</b> - «за» и «против»	<b>It goes without saying</b> - само собой разумеется
занятие	<b>yet</b> - еще, тем не менее
<b>yet</b> - еще, тем не менее	<b>crowd</b> - толпа
<b>landscape</b> - пейзаж	<b>enjoy</b> - наслаждаться
<b>advantage</b> - преимущество	<b>disadvantage</b> -
недостаток	
<b>compared</b> - в сравнении	<b>tight-knit</b> - сплоченный

### City life or country life?

There are plenty of opinions on the choice of lifestyle nowadays. City life and country life have both pros and cons but my choice is the city. I am sure the city is the place where everything is happening. You have lots of job and rest opportunities and you will never get bored with a big variety of cultural activities and events.

It goes without saying that city life offers more work and education opportunities. In spite of high cost of urban living, there are more chances to find a well-paid job and make a successful career. Besides, compared to country life city life is more varied in many aspects: housing, shopping, medicine, entertainment, eating out, playing sports. City life offers more convenience as everything can be easily reached thanks to extensive public transport system.

Yet some people can't stand crowded streets and heavy traffic. They prefer countryside where you are closer to nature, beautiful landscapes and enjoy peace and quiet. In fact, country life has many advantages compared to living in a city. There is less transport and no industry. You can grow and eat organic food. The village community is small but friendly and tight-knit. People help each other.

### Вопросы и задания к практическому занятию

1. What are the opportunities for living in a big city?
2. Could you name the disadvantages for living in the city?
3. Why do some people choose to live in a village?
4. Where do you prefer to live, in a big city or in a countryside?
5. How many people live in your hometown?
6. Tell us a little story about your hometown.

#### 2. Read, translate and fill in the gap.

village / traffic / city / country / restaurant / museums / buses

Ben lives in Oxford, a famous town in England. He thinks life in the \_\_\_\_\_(1) is fantastic. There are always places to visit and lots of things to do. Ben likes visiting \_\_\_\_\_(2) and going to the cinema or to the theatre. He loves eating out too. He is crazy about Mexican food and often goes to a Mexican \_\_\_\_\_(3) with his parents. One thing he doesn't like about the city is the traffic. There lots of cars and \_\_\_\_\_(4) in Oxford and it is sometimes difficult to move around in the streets.

Ben's best friend Susan lives in a \_\_\_\_\_(5) near Oxford. She likes living in the country because there is no \_\_\_\_\_(6) and people can work outdoors. There air is healthy because there are a lot of trees around. Susan likes to go to the forest and to the river, which is not far from her place. She likes swimming and bathing in the river.

When they visit each other, they talk about things they did and share their opinions about city and \_\_\_\_\_(7) life. It is always fun.

### Практическое занятие 18

My hometown. General and Special questions.

#### Теоретическая часть

Голубев А.П. Английский язык для всех специальностей: стр. 132 -ISBN 978-5-406-08132-7. — URL: <https://book.ru/book/939214>

#### Вопросы к практическому занятию

1. What does it mean - yes/no questions?
2. What is the structure for general questions?
3. What interrogative pronouns (вопросительные местоимения) do you know?

#### Задания к практическому занятию

#### 1. Write the general questions to which the following sentences are answers.

- |                                       |   |
|---------------------------------------|---|
| 1. I live in a city center.           | 8. There are a lot of hospitals in our city.              |
| 2. My friend lives not far from me.   | 9. I am busy now.   |
| 3. He works out at the gym every day. | 10. I saw this movie many times.                          |
| 4. This is our new car.               | 11. I am looking for a job.                               |
| 5. My parents already paid for it.    | 12. My grandmother hates crowded streets and traffic jam. |
| 6. I met him before.                  |   |
| 7. I drank a lot of coffee yesterday. |   |

#### 2. Ask general and special questions to the sentences beginning with the words given in brackets.

- |  |   |
|--|---|
| 1. Some children do stupid things. (why?)  | 5. She came to the party with her boyfriend. (with whom?) |
| 2. I am looking for my watch (what?)       | 6. He was not prepared for the test. (why?)               |
| 3. His penfriend lives in London. (where?) | 7. They were playing a game when I came. (what game?)     |
| 4. We met after school yesterday. (when?)  | 8. I have made some mistakes in this exercise (how many?) |

#### 3. Make up the questions from the given words

- |   |   |
|---|---|
| 1. are / for / Why / looking / you / me?            | 6. How / are / people / there / the / many / street / in? |
| 2. you / do / college / the / study / at / ?        | 7. are / holidays / Where / for / you / going ?           |
| 3. Nick / How / does / feel?                        |   |
| 4. she / live / does / parents / with / ?           |   |
| 5. are / people / there / the / many / street / in? |   |

#### 4. Write questions to which the following sentences are answers

1. A lesson lasts forty minutes.
2. We had only five lessons.
3. I am reading a rule now.

4. We haven't examinations this year.
5. The holiday will start next month.
6. I was looking out of the window at that moment.
7. There aren't any food in my fridge.
8. I prefer to live in a countryside.
9. There are many advantages to live in a big city.
10. I'm sorry. I'm late.

**5. Make a story about your hometown using following questions and vocabulary below:**

1. What is your hometown , is it a big/small city or village?
2. Where is it located?
3. How long do you live there?
4. Do you know the history of your hometown?
5. How many people live there?
6. What do people do there?
7. Is it easy to find a job in your hometown?
8. Tell about architecture, medicine, education, transport and entertainment in your hometown.
9. Would you like to live in your hometown or somewhere else?

**Vocabulary**

<b>south</b> -юг кинотеатр	<b>was founded</b> - был основан	<b>cinema</b> -
<b>north</b> -север	<b>population</b> - население	
<b>entertainment</b> - развлечения	<b>industry</b> - промышленность	
<b>west</b> -запад	<b>development</b> - развитие	
<b>east</b> - восток	<b>agriculture</b> - сельское хозяйство	
<b>not far from</b> - не далеко от	<b>subsidiary farm</b> - подсобное/ личное хозяйство	
<b>near</b> - около	<b>public transport</b> - общественный транспорт	

**Практическое занятие 19**

Modal verbs. Формулы вежливости

**Теоретическая часть**

Голубев А.П. Английский язык для всех специальностей: стр. 196 -ISBN 978-5-406-08132-7. — URL: <https://book.ru/book/939214>

Маньковская, З. В. Английский язык: учебное пособие /Текст : электронный. - URL: <https://znanium.com/catalog/product/1779974>

**Вопросы к практическому занятию**

1. Tell about modal verbs. Name 6 main modal verbs.
2. What are the three basic rules for using modal verbs?
3. What modal verbs are used in polite form?

Modal verbs	перевод	значение
<b>Can / could</b>	могу, умею / мог, смог, сумел	физические или умственные способности
<b>May / might</b>	могу, можно / мог	возможность, разрешение, позволение
<b>Must = have to</b>	должен, обязан, нужно	правила, закон, обязанность
<b>Should = ought to</b>	следует, нужно	совет рекомендация

**Задания к практическому занятию**

**1. Translate to English**

1. Я умею плавать очень хорошо.
2. Она не умеет ездить а велосипеде.
3. Я не умела плавать в детстве.
4. Мой брат может водить машину.
5. Нам можно тут остаться еще на один день.
6. Могу я войти?
7. Могу я вас спросить?
8. Все должны переходить улицу на зеленый свет.
9. У вас должен быть пропуск (a pass), чтобы зайти в колледж.
10. Вы должны соблюдать законы.
11. Дети не должны играть со спичками (matches).
12. Вы самолете нельзя курить.
13. Я должен много работать, что бы стать директором
14. Ему следует отдохнуть.

## 2. Fill in the gap using modal verbs

1. My mother \_\_\_\_\_ speak English very well.
2. I \_\_\_\_\_ dance when I was little boy, but I \_\_\_\_\_ play football well.
3. Students \_\_\_\_\_ use the books or phones in exam.
4. You \_\_\_\_\_ have a passport when you go to the airport.
5. She \_\_\_\_\_ read this book, it's very interesting.
6. You \_\_\_\_\_ go to this night club until you're eighteen.
7. I \_\_\_\_\_ drive, but I \_\_\_\_\_ ask my brother to pick up (забрать, подвезти) us.
8. Despite (несмотря на) the darkness, I \_\_\_\_\_ see a lot of stars in the sky yesterday.
9. Sorry, I \_\_\_\_\_ go, my father is waiting for me.
10. You \_\_\_\_\_ visit your grandparents more often.
11. You \_\_\_\_\_ always honor (уважать, почитать) your parents. It's your duty (обязанность).

## 3. Fill in the gap using *could, would, should*

1. \_\_\_\_\_ you like a cup of coffee?
2. If I was a doctor, I \_\_\_\_\_ help you.
3. He \_\_\_\_\_ read more to get a good results.
4. Till last year I \_\_\_\_\_ read without glasses.
5. When you go to Moscow, you \_\_\_\_\_ visit Red Square firstly.
6. I walked fast so I \_\_\_\_\_ reach (добраться) on time.
7. \_\_\_\_\_ you like to join us for a party?
8. I \_\_\_\_\_ like a cola with lemon, please.

## 4. Попросите вежливо что-нибудь у своего соседа по парте. Составьте 3 предложения

### Практическое занятие 20

How to get to...Глаголы движения.Предлоги направления.

#### Теоретическая часть

Голубев А.П. Английский язык для всех специальностей: стр. 101, ISBN 978-5-406-08132-7. — URL: <https://book.ru/book/939214>

Английский язык. 10 класс: учебник для 11 общеобразовательных организаций: базовый уровень / О.В. Афанасьева, Д. Дули, И.В. Михеева и др. стр. 26  
<https://puzzle-english.com/directory/prepositions-of-direction>

#### Вопросы к практическому занятию

1. Какие вы знаете глаголы движения
2. Расскажите основные предлоги места. Приведите примеры.
3. Расскажите основные предлоги направления. Приведите примеры.

### Задания к практическому занятию

**1. Answer the questions:**

1. How did you get to college?
2. How did you get to your home?

**2. Fill the gap using *take, ride, drive, walk* using appropriate verb tense:**

1. My sister can \_\_\_\_\_ a bike.
2. My father \_\_\_\_\_ very well.
3. How did you get to Moscow? We \_\_\_\_\_ a plane.
4. I got in the car and \_\_\_\_\_ away.
5. I \_\_\_\_\_ long time in the park yesterday, I was so tired.
6. Sindy likes \_\_\_\_\_ with her dog.

**3. Translate:**

- |   |   |
|---|---|
| <ol style="list-style-type: none"> <li>1. Я сел в машину.</li> <li>2. Он вышел из такси и пошел в магазин.</li> <li>3. Мы сели в автобус, когда пошел дождь.</li> </ol> | <ol style="list-style-type: none"> <li>4. Она потеряла телефон, когда выходила из автобуса.</li> <li>5. Я вовремя сел в поезд.</li> <li>6. Я вышел из самолета и увидел огромный аэропорт.</li> </ol> |
|---|---|

**4. Vocabulary**

Предлог	Значение	Пример			
			out of	из, изнутри	I took the book out of my bag — Я достал книгу из сумки
across	сквозь, через, поперек	We want to travel across the ocean — Я хочу пересечь океан в путешествии	over	через, выше	The bird was flying over the lake — Птица летела над озером
along	вдоль, по	We were driving along the highway — Мы ехали по шоссе	round	вокруг, кругом	Here, turn round the corner — Вот здесь, поверни за угол
down	вниз / вдоль по	Go down the street — Пройди дальше по улице	through	через, сквозь	I wonder how he came through the window — Я поражаюсь, как он влез через окно
from	от, из	I returned from Italy — Я вернулся из Италии	to	к, в, на	This road leads to the village — Эта дорога ведет к деревне
into	внутри, в	Put the letter into the box — Положи письмо в коробку	towards	по направлению к	I turned towards home — Я повернул к дому
off	от	Take it off the table — Убери это со стола	up	наверх / вдоль	They went up the roof — Они залезли на крышу

**Prepositions of direction - предлоги направления**

**5. Insert suitable prepositions, read and translate:**

1. How I can get \_\_\_\_\_ city center?
2. You can drive \_\_\_\_\_ the highway about 2 km and then turn right \_\_\_\_\_ to big white building.
3. He walked \_\_\_\_\_ the bus station.
4. We have a beautiful view \_\_\_\_\_ the window.
5. We can see the sunset \_\_\_\_\_ the window.
6. How do I get \_\_\_\_\_ Italian restaurant?
7. Please go \_\_\_\_\_ the street then turn left and go \_\_\_\_\_ the park.
8. I return \_\_\_\_\_ school at 5 pm.
9. To get \_\_\_\_\_ 5th floor you have to go \_\_\_\_\_ these stairs. (вверх)
10. To get \_\_\_\_\_ the library you need to go \_\_\_\_\_ stairs. (вниз)

### Практическое занятие 21

Future Simple and to be going to.....

#### Теоретическая часть

Голубев А.П. Английский язык для всех специальностей: стр. 94, ISBN 978-5-406-08132-7. — URL: <https://book.ru/book/939214>

Английский язык. 10 класс: учебник для 11 общеобразовательных организаций: базовый уровень / О.В. Афанасьева, Д. Дули, И.В. Михеева и др. стр. 21.  
See the presentation.

### Вопросы к практическому занятию

1. How you can tell about future?
2. What is the structure for Future Simple Tense?
3. What the difference between *I will do* and *I'm going to do* ?

### Задания к практическому занятию

#### 1. Translate into English

- |   |  |
|---|--|
| 1. Я пойду завтра в кино.                       | 6. Я думаю, он выиграет эти соревнования |
| 2. Он посмотрит этот фильм на следующей неделе. | 7. Скоро наступит весна.                 |
| 3. Мы не пойдем завтра на пляж.                 | 8. Я буду там вовремя.                   |
| 4. Они не купят машину в этом году.             | 9. Его не будет дома завтра.             |
| 5. Я буду бегать каждое утро в следующем году   |  |

#### 2. Translate into English

1. Я собираюсь посетить Санкт-Петербург.
2. Моя сестра собирается приготовить ужин.
3. Они собираются путешествовать по всему миру.
4. Они собираются смотреть футбольный матч сегодня вечером.
5. Мой дедушка собирается поехать на рыбалку в октябре.
6. Мы собираемся сходить в кино.

#### 3. Fill in the gaps using appropriate form for verb *to be*. Translate. Read the sentences in negative form.

- |   |  |
|---|--|
| 1. They _____ going to visit their grandpa. | 5. He _____ going to have dinner at home.            |
| 2. She _____ going to make a cake.          | 6. We _____ going to buy a lot of food today.        |
| 3. We _____ going to buy lots of clothes.   | 7. I _____ going to get up early.                    |
| 4. I _____ going to get a new camera.       | 8. You _____ going to cook lunch.                    |
|   | 9. It _____ going to rain.                           |
|   | 10. We _____ going to mushroom picking this weekend. |

#### 4. Make up questions to the sentences and give a complete negative answers

Example:

*We are going to eat dumplings at a restaurant.  
Are you going to eat dumplings at a restaurant?  
No, we aren't going to eat dumplings at a restaurant.*

1. You are going to play football on Monday.
2. He is going to go to the cinema on Sunday.
3. We are going to cook pizza at home.
4. They are going to do homework today.
5. You are going to read this book.
6. She is going to make a pancakes.
7. You are going to listen to music.
8. You are going to eat porridge for breakfast.

#### 5 Write the sentences. Give answers about yourself.

1. summer / are / this / you / going to / Where / go ?
2. there / going / How / you / are / to / get / ?
3. take / going / to / What / you / are / with you ?
4. do / going / to / you / there / What / are / ?

## Практическое занятие 22

Shopping. Vocabulary.

### Теоретическая часть

Голубев А.П. Английский язык для всех специальностей: стр. 133-ISBN 978-5-406-08132-7. — URL: <https://book.ru/book/939214>

### Задания к практическому занятию

#### 1. Read and translate:

#### Shopping

Shopping is an opportunity to buy everything what we need, from food to clothes. When we do the shopping we get to know a lot of information about different goods, their prices, quality. We learn to choose products, to spend money rationally. Someone will say that shopping is an original way of spending free time. Someone will say that it's a forced waste of money. Today, shopping is a means of our existence and living.

It's a so called exchange of money for any kinds of goods (from pins to vehicles). Thus, if you want to live in this world shopping is a real necessity for you. Everyone does the shopping: from the poor to a millionaire.

By the way, shopping is a great entertainment too. If you want to relax, shopping is for you. Many girls enjoy shopping and spend the whole day visiting shops and buying things. For them the process of shopping is more important than purchasing. While shopping we talk, with, other people, get experience, get to know many interesting things. But, of course, shopping depends not only on our mood but on our money, too. If you have a lot of money - you can choose what you want, if you don't have — you are to be very economical and buy only the things which are essential.

#### 2. Vocabulary:

sale - продажа, сбыт, торговля

on sale - продается по сниженной цене

discount - скидка

expensive - дорого

cheap - дешево

spend - тратить

purchase - покупка, закупка

delivery - доставка

receipt - чек

bill - счет

need - нужно, потребность

customer - покупатель, клиент, заказчик

change - сдача

бакалея.

department store - универсам

at least - по меньшей мере, хотя бы

sell-sold-sold - продавать

buy-bought-bought - покупать

price - цена

cost - стоимость

quality - качество

choose-chose-chosen - выбирать

existence - существование

cash - наличные

repair service - услуги по ремонту

advertising - реклама

ads - объявления, реклама

supplier - поставщик

grocery store - продуктовый магазин,

shopping mall - торговый центр

#### 3. Answer the questions:

1. How do you feel about shopping?

2. How often do you go shopping?

2. What kind of shops do you use regularly ?

3. Where do you usually buy food, milk, fruit and vegetables?

4. Where do you usually buy clothes and shoes?

5. Do you like online shopping?

6. What kind of goods do you buy in internet?

7. Describe your favorite shop.

8. Do you agree or disagree that women spend more time for shopping than men?

9. Do you prefer to buy products from local suppliers or from other countries?

## Практическое занятие 23

Shopping. Существительные исчисляемые и неисчисляемые. Арифметические действия

### Теоретическая часть

Голубев А.П. Английский язык для всех специальностей: стр. 93-ISBN 978-5-406-08132-7. — URL: <https://book.ru/book/939214>

### Вопросы к практическому занятию

1. Расскажите об исчисляемых (countable) и неисчисляемых (uncountable) существительных.

Приведите примеры.

### Задания к практическому занятию

#### 1. Read and translate the text. Make your own vocabulary.

##### Ways of shopping

Years ago people went to the shops and bought everything they needed. Nowadays there are different. With the development of progress shopping began to change and now you can purchase things on the Internet. To attract (привлечь) customers shops provide (предоставлять) various services: free home delivery and installation of some gadgets, money-back guarantee, buy and win coupons, repair services. Some of them sell their goods on credit.

While speaking about shopping I can't but mention (не могу не упомянуть) a very specific phenomenon of our life -advertising. We have to listen to ads and watch commercials (рекламные ролики) at least hundred times a day. It penetrates (проникает) to our minds and makes us wear some kind of clothes and shoes, it insists (настаивает) on our chewing all the time, cleaning our teeth with Colgate after we drink Coffee Nescafe.

As there are many different goods, so there are many shops which sell this or that kind of products. Here's a short guide of different kinds of shops.

Department stores have many different departments: headwear, perfumery, stationery, leather goods, sports goods, everything for kitchen, fabrics, readymade men's and ladies' departments.

In the ladies' clothing department you can choose dresses, skirts, blouses, coats, underwear.

In the men's clothing department one can buy suits, sweaters, cardigans, pullovers, trousers and woolen jackets.

We go to the dairy shop to buy milk, cream, cheese.

Tinned fish, caviar, crabs, lobsters, and different sorts of fish — carp, cod, salmon, trout, mackerel — can be found at the fishmonger's.

Sugar, semolina, buckwheat, rice, coffee, spaghetti, noodles are sold at the grocer's. At the greengrocer's we can find all sorts of vegetables and fruit.

Well, all this stuff you may buy at a market place and very often it is cheaper and of better quality.

There are also big supermarkets where you can buy everything. Such shops are very universal and well-stocked. Moreover, we can order goods by phone and with the help of different catalogues and fashion magazines.

#### 2. Read , translate and explain difference between *at the shop* and *in the shop*:

A: Where are you now?

B: I'm **at** the baker's shop.

A: Does he have any black bread?

B: I don't know, I'm still in my car. I'll tell you when I'm **in** the shop... [20 seconds later]... OK, I'm **in** the shop now, and he's got black and white bread.

### 3. Read, translate and answer the questions:

1. In the vegetable store: How much should I pay if I bought three kg of potatoes at forty rubles per kilo?
2. In the cafe: How much change will they give me if I had five \$ and coffee cost three dollars and fifty cents?
3. I want to buy new laptop for eighty thousand rubles. How long I should work if my salary is twenty thousand rubles? ( My mum supports me, give me money for food etc.)
4. In a grocery store:  
Buyer: How much do these candies cost?  
Salesman: four hundred sixty rubles per kilo.  
Buyer: Please, weight me half a kilo.  
Salesman: Here you are. Will that be all?  
Buyer: Yes. How much is it?  
Salesman: \_\_\_\_\_

### 4. Ответьте на вопросы.

1. Are there many shops near your house?
2. Is there a lot of medicine shops in the area where you live?
3. Do you spend much time for shopping?
4. How much money do you spend usually for regular shopping?

### 5. Make up the story about your shopping

#### Практическое занятие 24

Местоимения much, many, little, few.

#### Теоретическая часть

Голубев А.П. Английский язык для всех специальностей: стр. 100 -ISBN 978-5-406-08132-7. — URL: <https://book.ru/book/939214>

#### Вопросы к практическому занятию

1. Охарактеризуйте слова Much, many, little, few.
2. Определите разницу употребления слов *Much, many, little, a little, few, a few* в предложении.

#### Задания к практическому занятию

#### 2. Use «much» или «many». Translate.

- |  |   |
|--|---|
| 1. How ... days did you spend at home on vacation? | 5. How ... petrol do you need to fill?      |
| 2. How ... sugar do you need in your tea?          | 6. How ... children does you mother have?   |
| 3. How ... money you need per day?                 | 7. How ... theatres are there in Stavropol? |
| 4. How ... brothers does he have?                  | 8. How ... juice do you need?               |

#### 3. Answer the questions using «a little» or «a few».

- |                                       |   |
|---------------------------------------|---|
| 1. Would you like some cheese?        | 4. Can I offer you some sugar in your coffee? |
| 2. Would you like some mineral water? | 5. Can I offer you some bread?                |
| 3. Would you like some strawberries?  |   |

#### 4. Put the appropriate word from the brackets. Translate.

1. There is too ... (much/many/a few) salt in the soup.
2. There are ... (much/a little/a few) sky-scrapers in our city.
3. I've got ... (much/a few/a little) albums of this singer.
4. My job allows me to travel ... (much/many/a few/ a lot).

5. We've got ... (little/many/few) free time.
6. I have never seen so ... (much/little/many) stars in the sky.
7. Anna spent ... (much/a few/a little) days in Rome.
8. There was ... (little/few/many) rain last autumn.
9. Very ... (few/little/much) Russian tourists are staying at our hotel.

**5. Поставьте «a lot of» в необходимом месте в предложении. Read and translate.**

1. We met interesting people at the \_\_\_\_\_ next summer.  
party.
2. I ate fish for lunch.
3. She bought nice shoes for the \_\_\_\_\_
4. They have friends in this city.
5. There is water in the bath.

**6. Read the sentences. Were the words «much» and «many» used correctly or in correctly?**

1. We don't have many food in the house.
2. I can't give you many information about the company.
3. I need much apples for the pie.
4. How many people are there in your office?
5. There is much wine in the
6. She doesn't have many luggage.
7. My son earns much money now.
8. They saw many snow in the mountains.
9. I have tried diving many times in my life.
10. John will have much exams next year.

**7. Вставьте few, a few, little, a little.**

1. There are \_\_\_\_\_ hotels in this town. There is almost nowhere to stay for the tourists.
2. Have you got \_\_\_\_\_ minutes? I need to talk to you.
3. Could you buy \_\_\_\_\_ bottles of water for me?
4. We had \_\_\_\_\_ snow last winter. We made snowmen.
5. We have \_\_\_\_\_ tomatoes, we can't cook tomato-soup.
6. The professor spends \_\_\_\_\_ time in company. He likes to be alone.
7. They have \_\_\_\_\_ furniture in the room. The room is almost empty.
8. I want to eat \_\_\_\_\_. I'm hungry.
9. We saw \_\_\_\_\_ people at the restaurant because the prices there were very high.
10. This is a modern town. There are only \_\_\_\_\_ old buildings.

**Практическое занятие 25.**

Food and meal. Russian cuisine.

**Теоретическая часть**

Голубев А.П. Английский язык для всех специальностей: стр. 219 -ISBN 978-5-406-08132-7. — URL: <https://book.ru/book/939214>

**Вопросы к практическому занятию**

1. What are the most popular Russian traditional dishes?
2. How many meals a day do people have in Russia?
3. What do you usually have for breakfast?
4. When do you usually have supper?
5. Does your family get together for super?

**Задания к практическому занятию**

**1. Read and translate**

Russian cuisine.

Russia is the world's largest country, so it differs greatly from region to region. The same can be said about Russian national cuisine, which is rather varied and based on different cultural and historic traditions.

The most popular Russian soups, which are well-known all over the world, are borsch, shchi, and the cold summer soup okroshka and there are a lot of regional recipes for these dishes. Dumplings is one more famous Russian dish. They can be served with sour-cream and the filling can be made of any sort of meat – pork, beef, lamb or chicken.

Well-known for every Russians are holodetz (meat jelly with pieces of meat, carrot and garlic) or golubtsy (cabbage rolls with minced meat) are special masterpieces of the national culinary art. The Russians also have salads, meat pies, apple pies, vareniki (cottage

cheese, cherries or potatoes dumplings) and pancakes with different fillings, pancakes with caviar are very famous and popular among foreign tourists.

The most traditional Russian salads are Olivier, “Herring under a furcoat” or “dressed herring” and винегрет (also called as Russian salad) . All of them are a nourishing mixture of various ingredients such as boiled eggs, boiled vegetables (potatoes, carrots, beetroot), sausage or meat, onions, green peas and cucumbers.

People in Russia usually have three meals a day. They are breakfast, lunch and dinner. Usually people do not eat much for breakfast. A usual breakfast includes coffee or tea with sandwiches, omelet or corn flakes. Sometimes it could be milk porridge or cottage cheese pancakes, etc.

Lunch is more substantial meal than breakfast. And usually it consists of two or three courses. It could be a salad, a plate of soup and a main course with different meat, fish and vegetables.

People in Russia usually have dinner in the evening when they come back from the work. So it starts at about 7 p.m. Families usually get together and share the latest news and enjoy the meal and the company. Dishes for dinner vary greatly depending on the budget and preferences of the families.

Traditional Russian drinks are hot black tea with jam or honey, fruit drinks and kvas (drink made from rye bread).

The Russians are good at preserving fruits, vegetables and mushrooms. Classic Russian appetizers: pickled or salted cabbage, tomatoes, cucumbers and even apples – are always on a festive table.

Russian people have always been known for their hospitality. They are happy to welcome guests with lavish dinners with abundance of food on the table.

### **Vocabulary**

national cuisine – национальная кухня

recipes - рецепты

dish = course - блюдо, кушанье

dish = plate - блюдо, тарелка

dumplings - пельмени

sour-cream- сметана

porridge - каша

cottage cheese - творог

pork - свинина

beef - говядина

lamb – мясо ягненка

chicken – мясо курицы

rye - рожь

substantial – сытный

masterpiece - шедевр

preferences - предпочтения

pickled - маринованный

hospitality - гостеприимство

lavish - обильный

enjoy - наслаждаться, получать

удовольствие

food - еда, продукты

meal - еда, прием пищи

Enjoy you meal! - приятного аппетита!

## **2. Translate into Russian**

1. Обычно я пью кофе после еды
2. Нам нужно больше еды в поход (on the hike)
3. Мы заказали еду.
4. Я купила ему немного еды.
5. Нужно мыть руки перед едой.
6. Она покупает только полезную (здоровую) еду.

### **Практическое занятие 26**

Способы приготовления пищи.

#### **Теоретическая часть**

Голубев А.П. Английский язык для всех специальностей: стр. 94, -ISBN 978-5-406-08132-7. — URL: <https://book.ru/book/939214>

Английский язык. 10 класс: учебник для 11 общеобразовательных организаций: базовый уровень / О.В. Афанасьева, Д. Дули, И.В. Михеева и др. стр. 21

#### **Задания к практическому занятию**

## 1. Read and translate

### Ways of cooking

I like cooking, especially for my family, relatives and friends when they come to visit me.

Usually I cook well-known popular dishes with meat, fish and vegetables. But sometimes I want to surprise my guests with something new and I search the Internet for different dishes. I like to experiment.

But, firstly, before start cooking we need to have kitchen, of course, and all cooking outfit, like pan, saucepan, frying pan, bowl, knife, spoon, oven, baking pan, etc.

In my fridge I can found all ingredients what I need or maybe I make a shopping list and will go to supermarket for necessary products.

So, when everything is ready, I start cooking the new dish strictly according to the recipe.

If we talk in general about the cooking process, there are a huge numbers of ways and methods.

For example eggs:

boiled, lightly or soft boiled

fried, eggs sunny side up

scrambled / omelet

I like all of them on breakfast, depending on the mood :)

Meat, fish and vegetables we can also cooked different ways. Do you know some of them?

#### Vocabulary:

a cup	чашка (250 мл)
a tablespoon (tbs)	столовая ложка (15 г, в некоторых случаях 20 г)
a teaspoon	чайная ложка (5 г)
a drop	капля (примерно 0,05 мл)
a gram	грамм
an ounce/oz	унция (28,35 грамм)
a pinch	щепотка
a smidgen = a bit	чуть-чуть, толика, немного
to add	добавить
to bake	запекать в духовке
to mix	смешивать
to boil	варить в кипящей воде
to broil / to grill / to barbecue	жарить на открытом огне
to brown	подрумянивать / обжаривать до румяной корочки
to fry, deep-fry	жарить, жарить во фритюре
to roast	жарить в духовке или на открытом огне
to mash	разминать, пюрировать
to slice	нарезать ломтиками
to stew	тушить
to stir	мешать ложкой

2. Составьте рецепт любого блюда, используя слова выше.

В кафе, в ресторане, в столовой. International cuisine.

### **Теоретическая часть**

Голубев А.П. Английский язык для всех специальностей: стр. 94, -ISBN 978-5-406-08132-7. — URL: <https://book.ru/book/939214>

Английский язык. 10 класс: учебник для 11 общеобразовательных организаций: базовый уровень / О.В. Афанасьева, Д. Дули, И.В. Михеева и др. стр. 21  
<https://www.englishdom.com/blog/can-i-have-the-menu-in-english-please/>

### **Вопросы к практическому занятию**

2. How do you prefer to cook eggs for breakfast?
3. Are you going to cook some new dishes with English recipe?
4. How you can cook meat?
5. Do you like boiled vegetables?

### **Задания к практическому занятию**

#### **1. Read and Translate**

##### **International cuisine**

Every one like travel and for sure everyone tries local dishes while traveling. But some of them have already become so popular that they are loved, recognized and cooked in all parts of the world. I want to tell you about some.

1. Pizza is a dish of Italian origin consisting of a usually round, flat base of leavened wheat-based dough topped with tomatoes, cheese, and often various other ingredients (such as various types of sausage, anchovies, mushrooms, onions, olives, vegetables, meat, ham, etc.), which is then baked at a high temperature, traditionally in a wood-fired oven. A person who makes pizza is known as a pizzaiolo.

In Italy, pizza served in a restaurant is presented unsliced, and is eaten with the use of a knife and fork. In casual settings, however, it is cut into wedges to be eaten while held in the hand.

2. When Japan wants to build something right, it builds it really right. Brand giants such as Toyota, Nintendo, Sony, Nikon and Yamaha may have been created by people fueled by nothing more complicated than raw fish and rice, but it's how the fish and rice is put together that makes this a global first-date favorite. The Japanese don't live practically forever for no reason -- they want to keep eating this stuff. So, Sushi is traditionally made with medium-grain white rice, though it can be prepared with brown rice or short-grain rice. It is very often prepared with seafood, such as squid, eel, yellowtail, salmon, tuna or imitation crab meat. Many types of sushi are vegetarian. It is often served with pickled ginger, wasabi, and soy sauce.

3. Pekin Duck, China offers one of Beijing's most memorable dining experiences. The maltose-syrup glaze coating the skin is the secret. Slow roasted in an oven, the crispy, syrup-coated skin is so good that authentic eateries will serve more skin than meat, and bring it with pancakes, onions and hoisin or sweet bean sauce. Other than flying or floating, this is the only way you want your duck.

What kind of international food do you know?

#### **2. Составьте диалог между посетителем и официантом в ресторане, используя выражения ниже:**

- Can I have the menu, please?
- Can I take your order?
- Would you like something to drink?
- What would you like for dessert?
- I am not ready yet
- What is this dish?
- What do you recommend?
- What are your specialties?
- I will have... — Я буду... I would like... — Я бы хотел... I will take this — Я возьму это

- Could we have an extra chair, please? — Можно нам дополнительный стул, пожалуйста?
- Can I change my order?
- Can I get this to go?
- Nothing else, thank you
- This is not what I ordered
- Can I get/have the bill/check, please?
- How much is the total?
- Does the bill include the service charge?
- I am paying for everyone
- We are paying separately
- Can I pay by card?
- Keep the change
- Everything was great, I'll come again

### Практическое занятие 28.

Sports. Kinds of sports.

#### Теоретическая часть

#### Vocabulary

- |  |   |
|--|---|
| 1. good shape - хорошая фигура, форма                          | 12. governing bodies - руководящие органы         |
| 2. to keep fit - оставаться в тонусе, держать форму            | 13. to point out - указать                        |
| 3. to pay attention - обращать внимание                        | 14. significance - значение, значимость, важность |
| 4. to be held - быть проведенным, проводиться                  | 15. educational value - воспитательное значение   |
| 5. to divide - разделять, делить                               | 16. set up - устанавливать, учреждать, открывать  |
| 6. societies [sə'saɪətɪz] - общество, организация, объединение | 17. representative - представитель                |
| 7. to take part - принимать участие                            | 18. decide upon - решить, определить              |
| 8. tournament - турнир   | 19. participant - участник                        |
| 9. weightlifter - тяжелоатлет                                  | 20. city-host - город хозяин, организатор         |
| 10. to compete in - соревноваться                              | 21. Besides - кроме того, помимо                  |
| 11. to abolish - отменять                                      |   |

#### 1. Read and Translate

«Sports».

A lot of people all over the world are interested in sport. Sport helps people to stay in good shape, keeps them fit, healthy and makes them more organized and better disciplined in their daily activities. We have always paid great attention to sport in our schools, colleges and universities. You can hardly find a school without a gym or a sport ground.

Every city and town has a few stadiums or swimming pools where local competitions are usually held. It's been a tradition in Russia to divide sport into professional and amateur (lover, beginner). There are different sporting societies and clubs in Russia. Many of them take part in different tournaments and are known all over the world.

A great number of world records have been set by Russian sportsmen: gymnasts, weightlifters, tennis players, swimmers, figure skaters, runners, high jumpers. Our sportsmen also participate in the Olympic games and always win a lot of gold, silver and bronze medals.

The Olympic Games have a very long history. They began in 777 BC in Greece and took place every four years for nearly twelve centuries at Olympia. They included many

different kinds of sports: running, boxing, wrestling, etc. All the cities in Greece sent their best athletes to Olimpia to compete in the Games. For the period of the Games all the wars stopped.

So the Olympic Games became the symbol of peace and friendship. In 394 AD the Games were abolished and were not renewed until many centuries later. In 1894, a Frenchman, Baron Pierre de Coubertin, addressed all the sports governing bodies and pointed out the significance of sports and its educational value. Two years later the first modern Olympic Games took place.

Of course, the competitions were held in Greece to symbolize the continuation of the centuries-old tradition. In 1896 the International Olympic Committee was set up.

It is formed by the representatives of all countries which take part in the Olympic Games. The International Olympic Committee decides upon the program of the games, the number of the participants and the city-host for the Games.

Over one hundred and fifty countries are represented in the International Olympic Committee now. Besides, each country has its National Olympic Committee. Summer and Winter Games are held separately. There are always several cities wishing to host the Games.

### Задания к практическому занятию

#### 2. Answer the questions:

1. Why do people interesting in sports?
2. Where are usually the local competitions held?
3. Where and when the first Olympic Games were held?
  
4. What does Olympic Committee do?
5. Who is Pierre de Coubertin?
6. What summer sports do you know?
7. Please, name winter sports.

### Практическое занятие 29. Healthy lifestyle. Bad habits

#### Теоретическая часть

##### Read and translate:

1) What do you do to stay healthy?

I eat a **balanced diet** with lots of fresh fruit and vegetables and take some form of exercise every day. I also make sure that I get enough sleep.

2) Do you get ill very often?

Fortunately, I'm very healthy and rarely get ill, although I occasionally (sometimes) **catch a cold** in the winter.

3) Is there anything you'd like to improve about your fitness?

I really want to take up yoga because I often feel stiff (чувствую скованность) after exercise and I think it would help. It would also make me more flexible and less likely to get injured (меньшая вероятность получить травму) when I **workout**.

4) Are you careful about what you eat?

I try very hard to have a **healthy diet**, even when I eat out at a restaurant. I rarely buy takeaways and when I go out with friends for fish and chips, I only have the fish with some peas.

5) How important is a healthy lifestyle for you?

It's one of the most important things for me because I want to feel good and to enjoy life. If you don't have **good health** then everything else in life is a struggle.

## Bad habits

Курение – **smoking**.

Мама запретила мне курить, но я всё равно втайне это делаю – **My mother forbade me to smoke, but I still do it secretly.**

Грызть ногти – **to bite finger nails**.

Моя дочь постоянно грызёт ногти. Я не знаю, как её остановить – **My daughter keeps biting her finger nails. I don't know how to stop her.**

Опаздывать – **to be late**.

Я всегда опаздываю. Знаю, что это ужасно, но ничего не могу с этим сделать – **I'm always late. I know it's terrible but I can't do anything about it.**

Ругаться, материться – **to swear**.

Прекрати материться! Здесь дети. И вообще, это неуместно – **Stop swearing! There are children here. And moreover, it's inappropriate.**

Переедать – **to overeat**.

Моя девушка страдает перееданием. Я думаю сводить её к психологу – **My girlfriend struggles with overeating. I think of getting her to a psychologist.**

Хрустеть суставами – **cracking one's knuckles**.

Меня так раздражает, когда люди начинают хрустеть суставами – **It irritates me so much when people start cracking their knuckles.**

Играть в азартные игры – **to gamble**.

Мой бывший парень любил играть в азартные игры. Поэтому он и бывший – **My ex boyfriend likes gambling. That's why he's ex.**

### Задания к практическому занятию

**1. Vocabulary:** Make your own dictionary on the topic of a healthy lifestyle.

**2. Answer the questions**

1. What do you do to stay healthy?
2. Do you get ill very often?
3. Tell us about your favorite sport.
4. What kind of sports have you tried yourself?
5. When did you start playing sports?
6. What does it mean healthy lifestyle for you?
7. What habits are very bad in your opinion?

**3. Make a story about healthy lifestyle and how to avoid bad habits.**

### Практическое занятие 30.

Continuous Tenses.

#### Теоретическая часть

Голубев А.П. Английский язык для всех специальностей: стр. 93-ISBN 978-5-406-08132-7. — URL: <https://book.ru/book/939214>

### Вопросы к практическому занятию

1. Охарактеризуйте все формы Continuous Tense (в каких случаях используются).
2. Назовите вспомогательные глаголы для Continuous Tense.
3. Напишите структуру предложения для Past, Present and Future Continuous.

### Задания к практическому занятию

1. Раскройте скобки, употребив глагол в форме Present Continuous, Past Continuous или Future Continuous.

1. I ... (study) Japanese online from 5 till 6 every day.
2. Listen! Why the dogs ... (bark)?

- |   |   |
|---|---|
| 3. She ... (wear) a yellow coat when I saw her.     | 7. Bob ... (feel) much better today.                |
| 4. They ... (take) their driving test next Monday.  | 8. The kids ... (watch) cartoons in their room now. |
| 5. I dropped my wallet when I ... (get) on the bus. | 9. I'm afraid she ... (sleep) in ten minutes.       |
| 6. What you ... (do) in my office yesterday?        | 10. We ... (have) tea soon?                         |

2. Open the brackets using verb in Present или Past Continuous.

- I (to write) an English exercise at this time yesterday.
- My little sister (to sleep) at this time yesterday.
- My friends (not to do) their homework at seven o'clock yesterday. They (to play) volleyball.
- She (to read) the whole evening yesterday.
- You (to drink) tea at this time yesterday? – No, I (not to drink) tea at this time yesterday.
- My sister is fond of reading. She (to read) the whole evening yesterday, and now she (to read) again.
- I (to sleep) when she came home
- She (not to read) now.
- When I went into the garden, the sun (to shine) and the birds (to sing) in the trees.
- What your father (to do) from eight till nine yesterday?

3. Start the questions with *do, does, is, are* или *am*.

- |  |                            |
|--|----------------------------|
| 1. ... you learn new words in each lesson?<br>third desk today?    | 4. ... she sitting at the  |
| 2. ... you learning the new words right now?<br>every year?        | 5. ... you read many books |
| 3. ... she usually sit at the third desk?<br>interesting book now? | 6. ... you reading an      |

4. Найдите ошибки и исправьте их.

- We not going to school today.
- What you doing after school?
- At the moment Peter is work in Russia.
- Does he got a new car?
- He never wear a hat.
- He don't like black coffee.
- We are have a good time.
- What you doing now?
- It rains at the moment.
- How you like the game?

2. Convert the sentences to negative form.

- We are enjoying the party. (Нам нравится вечеринка.)
- He'll be playing chess in an hour. (Через час он будет играть в шахматы.)
- They were planting flowers in the garden last May. (Они занимались посадкой цветов в саду в прошлом мае.)
- I am looking for a job. (Я ищу работу.)
- The phone was working yesterday. (Вчера телефон работал.)
- Margaret will be working as a waiter during her summer holidays. (Маргарита будет работать официанткой во время летних каникул.)
- The secretary is typing a contract. (Секретарь печатает договор.)

### Практическое занятие 31.

Dates and numbers.

#### Теоретическая часть

**How to say the year**

There are two ways to say the year in English. Until the year 2000, every year was pronounced as two numbers. For example,

1485 – fourteen eighty-five

1750 – seventeen fifty

1900 – nineteen hundred

For the first years of previous centuries, we add ‘0’. For example:

1801 – eighteen o one

While for the first ten years of the 21st century, we use the word ‘thousand’. For example:

2000 – two thousand

2006 – two thousand six

From the year 2010 onwards you can say two numbers again. For example,

2012 – twenty twelve

However, some people continue to use ‘thousand’ and say:

2012 – two thousand twelve

### **Centuries**

When we refer to a century in English, we use ordinal numbers. For example,

1800-1900 = the nineteenth century

1900-2000 = the twentieth century

And centuries are divided into ten *decades*. A decade is a period of ten years.

Historical dates

When you talk about a year in the distant past, you can use B.C. and A.D. The letters B.C. mean ‘before Christ’. For example,

The first Olympic Games were in 776 B.C.

A.D. means ‘Anno Domini’ – the year of the Lord, marking the birth of Christ. So this year is 2019 A.D. However, it’s only necessary to add A.D. when it is unclear which time period you’re referring to. For example,

Romulus Augustulus was the last Roman Emperor from 475-476 A.D.

### **American vs British English difference**

There is a difference in the order of indicating the date and the month between American and British English. In American English it’s common to put the month first followed by the date. For example,

09.25.2019 – September 25, 2019

While in British English the same date is,

25.09.2019 – 25th September, 2019

So be careful when you write a date as numbers as above. Depending who you’re writing to, you may need to write the month to be clear.

When you make an arrangement in English – such as a meeting at work or a hotel reservation – getting the date right is really important.

### **Задания к практическому занятию**

**1. Read and translate the text above. Write your own vocabulary.**

**2. Fill in the gap and read**

1. I was born in \_\_\_\_\_, on \_\_\_\_\_.

2. My mom was born in \_\_\_\_\_.

3. Stavropol was founded in \_\_\_\_\_.

4. We celebrate the Women’s Day on \_\_\_\_\_.

5. All students and school kids start learning on the \_\_\_\_\_.

6. The Second World War began in \_\_\_\_\_.

7. Victory Day in the Great Patriotic War was first celebrated on \_\_\_\_\_.

### **Практическое занятие 32**

Irregular Verbs and Passive Voice

#### **Теоретическая часть**

**Group 1 – All three forms of the verb are the same**

bet bet bet cost cost cost cut cut cut hit hit hit hurt hurt hurt let let let put put put shut shut shut

### Group 2 – The 2nd and 3rd forms of the verb are the same

- |                    |                      |                           |
|--------------------|----------------------|---------------------------|
| 1. lose lost lost  | 6. keep kept kept    | 11. bring brought brought |
| 2. shoot shot shot | 7. sleep slept slept | 12. buy bought bought     |
| 3. get got got     | 8. feel felt felt    | 13. fight fought fought   |
| 4. light lit lit   | 9. leave left left   | 14. think thought thought |
| 5. sit sat sat     | 10. meet met met     |                           |

catch caught	lent sent spent built	sold told
teach taught	found	paid made
sell sold told	had	stood understood
pay paid	heard	lent sent spent built
made	held	found
understand understood	read (pronounced red) said	had heard held
understood	caught taught	read (pronounced red) said

### Group 3 – All three forms of the verb are different

drive ride rise write	break choose speak	driven ridden risen written
bite hide	drove rode rose wrote	bitten hidden
	bit hid	broken chosen spoken
	broke chose spoke	

### Задание к практическому занятию

1. Перевести глаголы и выучить наизусть
2. Составить 10 предложений с неправильными глаголами в прошедшей форме.

### Практическое занятие 33

Passive Voice. Part 2.

#### Теоретическая часть

Голубев А.П. Английский язык для всех специальностей: стр. 180

### Вопросы к практическому занятию

1. Что такое пассивный залог?
2. Опишите конструкцию и правила употребления пассивного залога.

### Задания к практическому занятию

#### 1. Употребите правильную форму глагола в пассивном залоге.

- |  |  |
|--|--|
| 1. The roads (cover) with the snow.    | 7. Where is your car? – It (mend) at the moment. |
| 2. Chocolate (make) from cocoa.        | 8. The books already (pack).                     |
| 3. The Pyramids (build) in Egypt.      | 9. The castle can (see) from a long distance.    |
| 4. This coat (buy) four years ago.     | 10. The guests must (meet) at noon.              |
| 5. The stadium (open) next month.      |  |
| 6. Your parents (invite) to a meeting. |  |

#### 2. Fill in the verb *is or are*.

- |   |   |
|---|---|
| 1. Grammar rules ... always learnt by heart.                | 6. New Belarussian books ... shown in our library |
| 2. Rare animals ... protected in many countries.            | 7. Many Russian towns ... described in this book. |
| 3. This scarf ... made by my granny.                        | 8. Dinner ... always cooked by my mother.         |
| 4. Animals in the reserve ... fed two times a day.          | 9. This place ... crowded on Sunday.              |
| 5. The same shirts ... worn by all the members of our team. | 10. Our village ... surrounded with a forest.     |
|   | 11.   |

**4. Fill in the gaps using the Present Simple Passive Voice form of the verb in brackets.**

A)

Mushroom and Ham Salad

First, 5 mushrooms ... (1 – cut) into small pieces and ... (2 — mix) with two cut spring onions. Then, 100 g cooked ham ... (3— cut) into fine cubes. Now, mushrooms, onions and ham ... (4 — mix) in a bowl. Finally, 2 tablespoons of lemon juice ... (5 — mix) with 1 tablespoon of soy sauce and the mixture... (6 — add) to the salad mixture. Enjoy your salad!

B)

My motherland is the Republic of Belarus. My country (1 – situate) in the centre of Europe. It (2 – make up) of six regions: Brest, Vitebsk, Gomel, Grodno, Minsk and Mogilev.

Belarus (3 – not wash) by any seas or oceans, so it (4 – not separate) from other countries by seas and oceans. Belarus (5 – border) by five countries.

Belarus is mostly flat (плоская). Some uplands can (6 – find) near Minsk and in some districts of Mogilev and Grodno regions. Most of Belarus (7 – cover) by forests. It is a beautiful country with a lot of lakes.

**3. Choose the correct form of the verb in brackets to complete the sentences.**

1. I ... (like / am liked) this place.
2. What books by Charles Dickens ... (translated / are translated) into Russian?
3. Who ... (protects / is protected) animals?
4. This city ... (is visited / visited) by many people.
5. Who ... (gives / is given) bad marks in your class?
6. Our house ... (made /is made) of wood.
7. Our holiday ... (is begun / begins) next week.
8. Pupils ... (are given / give) textbooks by the teacher.
9. The holiday ... (celebrated / is celebrated) every year.

**6. Translate into English:**

1. Уроки начались в 10 утра.
2. Визит к доктору запланирован на завтра.
3. Задание было написано на доске.
4. Моя простуда прошла за три дня.
5. Моя рука сильно опухла.
6. Запись к врачу была сделана за неделю.

**Практическое занятие 34.**

Traveling.Vocabulary

**Теоретическая часть**

Голубев А.П. Английский язык для всех специальностей: стр. 94

Презентация на тему Traveling.

**Вопросы к практическому занятию**

1.  
Do you like traveling?
2.  
What kind of transport do you prefer to travel by?
3.  
Where do you want to go first?

**Задания к практическому занятию**

1. Read and translate

Whether you are going on a short holiday for a few days or planning to travel around various countries for a few months, having a basic understanding of the vocabulary and phrases you might need to use for communication is quite important.

English is a widely spoken language in the majority of countries that welcome tourism, so it would be beneficial to familiarize yourself with some useful phrases before departing.

**Book:** as opposed to the noun (reading material), this verb means to arrange and confirm a place on a flight, a room in a hotel or a ticket for an event in the future.

**Depart:** to go away or leave, especially on a journey.

**Arrive:** to reach a place, especially at the end of a journey.

**Reservation:** an arrangement in which something like a seat on a plane or a table in a restaurant is kept for you.

**Destination:** the place where someone is going, or something is being sent or taken.

**Complimentary:** if tickets books or any other items are complimentary, it means they are given free, especially by a business.

**All-Inclusive:** Including everyone or everything. In holiday terms, this would refer to a hotel deal where the price usually includes accommodation, meals and drinks (any extra activities or facilities would be charged separately).

**Travel Agency:** a company or shop that makes travel arrangements for people.

**Ticket:** a small piece of paper or card given to someone, usually to show that they have paid for an event, journey or activity.

**Brochure:** a type of small magazine that contains pictures and information about a product or a company.

**Promotion:** publicizing a product to increase sales or public awareness.

**Accommodation:** a room or building in which someone may live or stay. Different types of accommodation include apartments, hotels, guesthouses and backpacking hostels.

**Vacation:** the American term for 'holiday'.

**Camping:** the activity of spending a holiday (vacation) living in a tent or camper-van.

**Backpacking:** to travel or hike carrying one's belongings in a backpack.

**Transfer:** the act of moving someone or something from one place to another.

**Budget Holiday:** (adjective) meaning inexpensive. Planning a trip using a minimal amount of money. (Budget – noun) Having a limited amount of money for expenditure.

**Travel Documents:** all the necessary documents you would need to take with you on a holiday i.e. passport or ID card, driving license, flight/bus/ train tickets, visa confirmation etc.

**Two-way, Return Ticket (UK), Round Trip (US):** a ticket that allows someone to travel to a place and back again.

**One-way, Single Ticket:** a ticket that allows a passenger to travel only to his/her destination, without returning.

**Transport:** (verb *trans-PORT*) to take or carry goods or people from one place to another. (noun *TRANS-port*) A system or means of conveying people or goods from place to place by means of a vehicle, aircraft or ship.

**Splash out:** a phrasal verb (mainly used in British English) meaning to spend money freely.

## 2.

Complete the sentences using words *trip, travel, journey, departure, arrive*.

1.

Let's go to the fishing \_\_\_\_\_.

2.

My father go to business \_\_\_\_\_ very often.

3.

He's always dreamt of overseas \_\_\_\_\_

4.

When you \_\_\_\_\_ abroad you know that English is very essential.

5.

My latest \_\_\_\_\_ in Greece was wonderful!

6.

I prefer \_\_\_\_\_ around Russia by car.

7.

Our last \_\_\_\_\_ took more than one month.

8.

The \_\_\_\_\_ of our flight is delayed by 3 hours.

9.

We will \_\_\_\_\_ on time.

10.

Have a nice \_\_\_\_\_!

### Практическое занятие 35.

The Present Perfect Tense. Слова-маркеры.

#### Теоретическая часть

Голубев А.П. Английский язык для всех специальностей: стр. 94

#### Вопросы к практическому занятию

1. Охарактеризуйте время группы The present Perfect Tense.

2. В чем особенность времени группы The present Perfect Tense? Приведите примеры.

#### Задания к практическому занятию

1. Поставьте глаголы из скобок в форму Present Perfect. Предложения могут быть утвердительные, отрицательные и вопросительные.

- |  |  |
|--|--|
| 1. We just ... (meet) an American actor. | 6. They ... (do) the shopping today.       |
| 2. Your husband ... (sell) the house?    | 7. Tom ... ever (visit) Disney land?       |
| 3. I ... (not start) my new job yet.     | 8. I just ... (see) a horror film.         |
| 4. You ... (be) to New York before?      | 9. She ... (not find) her coat.            |
| 5. Ann ... (not choose) the dessert yet. | 10. The cat already ... (eat up) the fish. |

#### 2. Translate into English using Present Perfect Tense:

- |   |   |
|---|---|
| 1. Он сделал свою домашнюю работу.        | 1.1 Я еще не сделал свою домашнюю работу. |
| 2. Он закончил тренировку.                | 2.1 Он не закончил тренировку.            |
| 3. Она пробежала 15 км в этом месяце.     | 3.1 Она не пробежала 15 км в этом месяце. |
| 4. Она купила несколько красивых платьев. | 4.1 Она не купила красивое платье.        |
| 5. Папа, ты съел мою пиццу.               | 5.1 Папа еще не съел мою пиццу.           |
| 6. Они уже приехали.                      | 6.1 Они еще не приехали                   |

#### 3. Translate into Russian, make other sentences like these:

1. He hasn't been to London.
2. Have you ever been to Korea?
3. Have you ever flown in helicopter ?
4. Have you ever eaten a passion fruit?
5. I have never been in Japan.
6. I have never ridden a motorcycle.

#### 4. Translate using Present Perfect

1. Студенты уже закончили свои задания.
2. Мы только что начали играть.
3. Она еще не закончила свою работу.
4. Ты все еще не помыл посуду, не так ли?
5. Вы когда-нибудь пробовали Японскую еду?
6. Я никогда здесь не был.
7. Я встречал вас раньше?

8.

Мы были друзьями со школы.

**5. Complete the sentences with these words.**

already, just, yet, still, ever, before, since

6. Explain difference between *recently and lately*. Give an examples.

**Практическое занятие 36.**

Transport, Vehicle. Degrees of comparison.

**Теоретическая часть**

Голубев А.П. Английский язык для всех специальностей: стр. 73, Английский язык.  
10 класс: учебник для 11 общеобразовательных организаций: базовый уровень / О.В.  
Афанасьева, Д.Дули, И.В. Михеева и др.стр.104-105

**Вопросы к практическому занятию**

1. What kind of ground transport do you know?
2. What kind of air transport do you know?
3. What kind of transport do you prefer to travel by?

**Задания к практическому занятию**

1. Translate into English

1. Россия - самая большая страна в мире.
2. Новое здание Московского Университета - одно из самых высоких зданий Москвы.
3. Солнце больше Луны.
4. Ваша сестра старше вас? - Нет, она моложе меня.
5. Сегодня ветер не такой сильный, как вчера.
6. Февраль - самый короткий месяц в году.
7. Сегодня мы писали более трудный диктант, чем вчера.
8. Сегодня так же жарко, как и вчера.
9. Это самая интересная книга, которую я когда-либо читал.

**2. Write degrees of comparison**

big; happy; young; difficult; patient; hot; comfortable; brave; friendly; good; bad; many

**3. Вставьте подходящее прилагательное в нужной степени.**

1. A train is \_\_\_\_\_ than a bus.
2. This text is the \_\_\_\_\_ of all.
3. I was ill last week but today I am \_\_\_\_\_.
4. Park Street is \_\_\_\_\_ than Market Street.
5. This jacket is small for me. Show me a \_\_\_\_\_ one.
6. What is the \_\_\_\_\_ thing in life?
7. A crocodile is \_\_\_\_\_ than a water snake.
8. Helen is the \_\_\_\_\_ girl in our class.

**4. Make up sentences using comparative degree**

Example: Horse/big/dog – A horse is bigger than a dog.

1. Mary/polite/Ann
2. Car/fast/bike
3. English/easy/German
4. Sam/tall/John
5. Your ring/beautiful/mine

**5. Make up sentences of the words.**

1. most – the Mona Lisa – in – is – painting – the – famous – the – world.
2. longer – the Don – is – the Volga – than.
3. more – Spain – Germany – than – beautiful - is.
4. London – city – in – biggest – the – England – is.
5. the – team – Adam – is - worst – the – player – in.
6. Open the brackets and use the necessary form of adjective.

1. The Arctic Ocean is (cold) than the Indian Ocean.
2. Chinese is (difficult) than English.
3. Spanish is (easy) than German.
4. She is not so (busy) as I am.
5. It is as (cold) today as it was yesterday.
6. She is not so (fond) of sports as my brother.
7. Today the weather is (cold) than it was yesterday.
8. This book is (interesting) of all I have read this year.
9. January is the (cold) month of the year.
10. My sister speaks English (bad) than I do.
11. Which is the (hot) month of the year?
12. Which is the (beautiful) place in this part of the country?
13. This good-looking girl is the (good) student in our group.

**6. Find and correct the mistakes in the sentences.**

1. He is the most oldest student in his group.
2. You are taller then me.
3. My car is beter than his.
4. It is one of most beautiful lakes in the world.
5. These flowers are more cheap than those ones.

**7. Choose the right variant.**

1. Mike found himself a \_\_\_\_\_ job somewhere out of town. *a) safer; b) more safe; c) more safer; d) safest*
2. We prefer the Palm Beach though it is \_\_\_ from the center. *a) the farther; b) farthest; c) the farthest; d) furthest*
3. This detailed map is \_\_\_\_\_ the atlas. *a) more useful as; b) more useful like ; c) more useful than; d) usefuller as*
4. Safari parks are \_\_\_\_\_ places of all to keep animals.  
a) better    b) the best    c) most better    d) more better

**Практическое занятие 37.**

Tourists in Russia.

Урок виртуальная экскурсия.

**Теоретическая часть**

«Tourists in Russia»

Millions of people all over the world are fond of travelling. They travel to see other countries and continents, to discover different ways of life, to meet different people and to practice foreign languages. It goes without saying that travelling broadens the mind. While travelling we can see and learn a lot of things that we can never learn staying at home and watching TV or reading books. That's why a lot of foreign people come to Russia to get acquainted with Russian culture, with Russian customs and traditions. Russia has always been a country of mystery attractive for foreigners. Tourists like to visit old Russian towns and cities famous for their ancient architecture. They are especially attracted by Russian orthodox cathedrals, churches and monasteries. One of the most interesting old cities in Russia is Novgorod, or Novgorod the Great, as it was called in the old times. It is a treasury of architecture, painting and applied art created over the 11th to 17th centuries. Now Novgorod has expanded far beyond its former limits. It is an important industrial and cultural centre, located on the busy highway linking Moscow and St. Petersburg.

There is a lot to see in Russia, but first of all foreign tourists visit the capital of our country, Moscow, its political, economic, commercial and cultural centre. They dream of visiting Red Square, which is called the heart of Moscow. Perhaps, the most ancient monument of Red Square is St. Basil's Cathedral. With its nine beautifully painted cupolas, it is a real masterpiece of ancient Russian architecture.

If you come to Moscow for the first time, you should by all means visit the Kremlin, which is very impressive. On the territory of the Kremlin you can see old cathedrals, the Bell Tower of Ivan the Great, the State Kremlin Palace, the Tsar Cannon and the Tsar Bell, the

biggest cannon and bell in the world. The tallest Kremlin tower, the Spasskaya Tower, has become the symbol of the country.

There are a lot of other interesting towns and cities in Russia, which are all worth visiting.

### **Vocabulary:**

It goes without saying – разумеется,  
совершенно очевидно

To broaden - расширять

To get acquainted - познакомиться

Orthodox cathedrals – православные  
храмы

To expand - расширять

impressive - впечатляющий

be worth – стоить, заслуживать

### **Вопросы к практическому занятию**

1. Why do people travel?
2. Why do many foreigners visit Russia?
3. What are the most attractive cities in Russia?
4. What places should you visit if you come to Moscow?
5. What other towns and cities in Russia are worth visiting?

### **Задания к практическому занятию**

#### **1.Translate into English:**

1. It is good to travel because you can see new countries and cities, meet many interesting people and practice foreign languages.
2. Russian culture is very rich and attracts a lot of attention of different people.
3. In Russia there are many historical places with ancient architecture.
4. Thousands of tourists visit Russia every year.
5. Red Square is often called the heart of Moscow.

2. Describe the best sights in Russia.

3. What do you recommend to see for foreigners?

### **Практическое занятие 38**

Russian Federation. Vocabulary

#### **Теоретическая часть**

Английский язык. 10 класс: учебник для 11 общеобразовательных организаций: базовый уровень / О.В. Афанасьева, Д. Дули, И.В. Михеева и др. стр. 2-3 раздел Spotlight on Russia в конце учебника.

#### **Russian Federation**

Russia, country that stretches over a vast expanse of eastern Europe and northern Asia. Once the preeminent republic of the Union of Soviet Socialist Republics (U.S.S.R.; commonly known as the Soviet Union), Russia became an independent country after the dissolution of the Soviet Union in December 1991.

Russia is a land of superlatives. By far the world's largest country, it covers nearly twice the territory of Canada, the second largest. It's a bit more than seventeen million square kilometers by area.

It extends across the whole of northern Asia and the eastern third of Europe, spanning 11 time zones and incorporating a great range of environments and landforms, from deserts to semiarid steppes to deep forests and Arctic tundra. Russia contains Europe's longest river, the Volga, and its largest lake, Ladoga. Russia also is home to the world's deepest lake, Baikal, and the country recorded the world's lowest temperature outside the North and South poles.

The inhabitants of Russia are quite diverse. Most are ethnic Russians, but there also are more than 120 other ethnic groups present, speaking many languages and following disparate religious and cultural traditions. Most of the Russian population is concentrated in the European portion of the country, especially in the fertile region surrounding Moscow, the capital. Moscow and St. Petersburg (formerly Leningrad) are the two most important cultural and financial centers in Russia and are among the most picturesque cities in the world.

Russians are also populous in Asia, however; beginning in the 17th century, and particularly pronounced throughout much of the 20th century, a steady flow of ethnic Russians and Russian-speaking people moved eastward into Siberia, where cities such as Vladivostok and Irkutsk now flourish.

Russia's climate is extreme, with terrible winters that have several times famously saved the country from foreign invaders. Although the climate adds a layer of difficulty to daily life, the land is a generous source of crops and materials, including vast reserves of oil, gas, and precious metals.

Russia can boast a long tradition of excellence in every aspect of the arts and sciences. Prerevolutionary Russian society produced the writings and music of such giants of world culture as Anton Chekhov, Aleksandr Pushkin, Leo Tolstoy, Nikolay Gogol, Fyodor Dostoyevsky, and Pyotr Ilyich Tchaikovsky. The 1917 revolution and the changes it brought were reflected in the works of such noted figures as the novelists Maxim Gorky, Boris Pasternak, and Aleksandr Solzhenitsyn and the composers Dmitry Shostakovich and Sergey Prokofiev. At Soviet and post-communist eras also were many interesting and well known persons such as the poets Vladimir Mayakovsky and Anna Akhmatova while ushering in new talents such as the novelist Victor Pelevin and many others.

**Vocabulary:**

vast - огромный	inhabitant - жители
preeminent - выдающийся	diverse - разнообразный
independent - независимый	picturesque - живописный
superlative- превосходная степень	terrible - ужасный
extend across- простирается через	invaders - захватчики
span - охватывать	crops - урожай
range - диапазон, ряд	precious - драгоценные
environment - окружающая среда	
landform - рельеф	

**Вопросы к практическому занятию**

- |   |  |
|---|--|
| 1. Where is Russia located?<br>Russia?    | 4. What are the most famous cities in<br>Russia?     |
| 2. What is the area of Russia?<br>Russia? | 5. What are the main natural resources in<br>Russia? |
| 3. What is the world's deepest lake ?     | 6. Who is your favorite Russian writer?              |

**Задания к практическому занятию**

1. Read and translate text above.
2. Read and learn new words in vocabulary.
3. Complete the dictionary with unfamiliar words that you have encountered in the text.
4. Compose your own story about Russia, learn and memorize.

**Практическое занятие 39**

Weather and climate. Сравнительные обороты.

## Теоретическая часть

Голубев А.П. Английский язык для всех специальностей: стр. 153

### Вопросы к практическому занятию

1. What is good about every season?
2. Do you often complain about the weather?
3. What kind of weather do you prefer?
4. What is the weather like in Russia?
5. Do you often check the weather forecast?

### Задания к практическому занятию

1. Read and translate text below.
2. Make up a story about your favorite season.

#### «Weather and climate»

Every season is wonderful in its own way. In spring the air is refreshing, the trees are in blossom, the ground is covered with the first tender flowers. The birds start singing songs. In summer it can be really dry and stuffy, there are thunders and lightnings during the heavy showers. People go sunbathing, fishing and sailing and enjoy all kinds of fruits and berries. In autumn the trees turn golden, it often rains cats and dogs and it's quite muddy. The sky is overcast with grey clouds, sometimes it's foggy and chilly and the days become shorter. In winter the snow covers the ground, the air is frosty, the roads are slippery. It is mainly freezing and there are periods of severe colds and heavy snowfalls. The temperature can fall down to 35 degrees below zero.

I prefer not to complain about the weather but generally I enjoy mild and calm weather with a moderate breeze. I don't quite like damp and gloomy weather and it's hard for me to stand windy or hot summer days with mosquitoes and flies and oppressive heat. But so many people, so many minds.

Our country is so huge and the weather is not the same in different parts of Russia. It depends on the geographical position and the type of climate. We must admit that the climate has changed much due to global warming and winters have become much warmer. It looks rather strange and disappointing when there is little snow in winter and sometimes it even sleets or drizzles.

Frankly speaking, I don't trust our misleading weather forecasts as they don't come true as a rule. The weather is changeable and it is a thing that is beyond us, so it's better to keep an umbrella in your bag all the year round.

season – сезон, время года

sunbathing - загорать

air - воздух

umbrella - зонт

thunder - гром

lightning - молния

clouds - облака

weather - погода

foggy - туманный

climate - климат

forecasts - прогноз

global warming – глобальное потепление

3. Translate into English:

1. В России также холодно как в Канаде? 5. Он был намного старше меня.
2. В Сибири климат не такой как в Москве. 6. Санкт-Петербург - второй по величине город в России.
3. Канада в два раза меньше, чем Россия по площади. 7. Леса покрывают не менее 47% территории России.
4. Городского населения в России больше, чем сельского. 8. Это то, чего я больше всего хочу.

4. Fill in the gaps, finish the sentences:

1. In winter it is \_\_\_\_\_ colder in Russia than \_\_\_\_\_.
2. The climate in the south of Russia is \_\_\_\_\_ harsh \_\_\_\_\_.
3. Mars is \_\_\_\_\_ of the Earth. ( в два раза меньше).
4. The Black Sea is \_\_\_\_\_ warmer \_\_\_\_\_.
5. \_\_\_\_\_ I dream of going to \_\_\_\_\_.

#### **Практическое занятие 40.**

Moscow. Main attractions

#### **Теоретическая часть**

Голубев А.П. Английский язык для всех специальностей: стр. 153

<https://travelrealrussia.com/aboutmoscow>

#### **Вопросы к практическому занятию**

1. Have you ever been in Moscow?
2. How many people live in Moscow??
3. Where do people go first in Moscow?
4. What do you know about Moscow?

#### **Задания к практическому занятию**

#### **1. Read and translate**

##### **Moscow. Recommendations to the tourists**

Moscow is the capital of Russia, the capital of the former USSR and most populous city in Russia. Although little known, Moscow is the largest city in Europe with about 15 millions of people! Moscow is also the northernmost and coldest megacity and metropolis on Earth. Can you imagine that 15 million Russians live in the place with only 4 months of summer?

Officially, Moscow was founded at 1147, but recently archaeologists found that the city can be more than 1000 years old. Moscow history is very complicated. Moscow withstood numerous internal conflicts, control by the 'Golden Horde', the 'Plague', the 'Great Feudal War', numerous fires, Polish occupation, another new plague, French invasion of 1812 and whole 20th century.

Moscow is situated on the Moskva River so it is also Europe's most populated inland city. Its location was never something special - forests and mid-sized Moscow river - but nothing prevented it from becoming the capital of the largest country. Nowadays Moscow is a really big modern city with its size reaching 40 km width and 50 km length.

Despite the climate and location, Moscow is rich and bustling; it has one of the world's largest urban economies. The city is really expensive (but Zurich is far worse...), but it's worth it! Moscow's architecture is world-renowned. Elegant onion domes of medieval churches, Stalin's monumental buildings, plus modern architecture combine in an amazing mixture of epochs. During your Russian vacations you can spend a week walking around the largest avenues and smaller city streets and always run into something new.

However, many foreigners come here and still do not know what to expect from the Russian Capital.

We recommend spending the first day of your Russian vacations wandering around Red Square. There are a lot of museums, churches and other sights to see nearby. You can easily walk from one to another while experiencing the city.

For the second and third days we recommend that you visit less popular landmarks of the Russian Capital. There are a lot of options depending on your wishes. If you are interested in Soviet Moscow, a good choice is to visit Victory Park, Sparrow Hills and Stalin's skyscrapers. Having a tour guide is perfect for those who want to learn more about the former USSR times and its impact on modern Russia. Sometimes it is better to take a minivan tour which can save both your time, in case of right itinerary, and your morale, in case of bad weather.

If you have more than 3 days, we recommend seeing the countryside because Real Russia is not Moscow at all. Sometimes you just need to move only 50 km from Moscow to see authentic towns and villages. Golden Ring cities are perfect for those who prefer picturesque small towns full of medieval architecture. Vladimir and Suzdal tour is one of the best options in this case.

We recommend the *Dacha Ecotour* if you want to see rural landscapes and learn more about keeping households and farming in Russian countryside. Russian countryside tour is perfect if you are continuing on to St. Petersburg because the tour's final destination (Tver' town) is only 3 hours from St. Petersburg by high speed train.

**Vocabulary:**

populous - многолюдный, густонаселенный	width - ширина	wandering
- побродить		
complicated - сложный	length - длина	far worse
- гораздо хуже		
withstood - выдержать противостоять	bustling - шумный	
Plague - чума	despite - не смотря на	
world-renowned - всемирно известный		

**2. Translate into English:**

Высший исполнительный орган власти — Правительство Российской Федерации — находится в Доме правительства РФ в центре Москвы. Так же в Москве находится Государственная дума и Совет Федерации . Верховный суд Российской Федерации также находится в Москве.

Кроме того, Московский Кремль является официальной резиденцией Президента Российской Федерации. Рабочая резиденция президента в Кремле располагается в здании Сенатского дворца.

**Практическое занятие 41.**

Stavropol. Used to+ Infinitive structure.

**Теоретическая часть**

Голубев А.П. Английский язык для всех специальностей: стр. 153

**Вопросы к практическому занятию**

- |   |   |
|---|---|
| 1. What is the Stavropol city for you?              | 4. Do you know the history of Stavropol?                  |
| 2. How long do you live in Stavropol?               | 5. Where Stavropol is located?                            |
| 3. What are the most beautiful places in Stavropol? | 6. Расскажите правила употребления оборота <i>used to</i> |

**Задания к практическому занятию**

**1. Make up a story about Stavropol city.**

**2. Translate into English using *used to*...:**

- |  |                    |
|--|--------------------|
| 1. Я привык прогуливаться по вечерам в соседнем парке. рок музыку. | 4. Раньше я слушал |
| 2. Мои родители привыкли жить за городом. путешествовали.          | 5. Раньше мы много |
| 3. Я когда-то работал на этом заводе. кататься на велосипеде.      | 6. Раньше я любил  |

**3. Rewrite the sentences in negative and interrogative form:**

1. My grandfather used to smoke, but now he doesn't.
2. We used to play chess.
3. I used to take a bus to the college.
4. My dog used to follow me everywhere.
5. I'm used to walk along.

#### 4. Translate into English, compare the sentences. What is the difference?:

1. Мы раньше жили в Ставрополе, теперь переехали в деревню.
  1. Мы жили в Ставрополе 10 лет назад.
2. Моя бабушка раньше бегала по 5 километров каждую неделю, сейчас она больше сидит дома.
  1. Моя бабушка бегала по 5 километров каждую неделю.
3. В России не ездили на автомобилях в 19 веке.
4. Раньше она не была особенно пунктуальной, а сейчас приходит всегда вовремя.

#### Практическое занятие 42.

Great Britain. The Article.

#### Теоретическая часть

Голубев А.П. Английский язык для всех специальностей: стр. 66

#### Вопросы к практическому занятию

1. Охарактеризуйте артикль.
2. Какие бывают артикли?

#### Задания к практическому занятию

1. Прочитайте и переведите текст.

#### **The United Kingdom of Great Britain and Northern Ireland (the UK).**

The United Kingdom of Great Britain and Northern Ireland (the UK) occupies the British Isles and consists of 4 parts: England, Wales, Scotland and Northern Ireland. The country has the population of 60 million people within the land area of 244 thousand square kilometers. The isles are washed by the Atlantic Ocean in the north and in the west and by the English Channel in the south. The UK is separated from continental Europe by the North Sea. Great Britain is separated from Northern Ireland by the Irish Sea and the North Channel.

There are many beautiful lakes and mountains in Scotland and England. The highest point in the Highlands is Ben Nevis (1 340 metres). The longest river flows in England, it is the Severn. The main attraction in the north of England is the Lake District. Thanks to the warm waters of Gulf Stream the island is very green and the British climate is mild. Local summers are rather hot and winters are not cold. As the weather is very changeable in Britain, it is the favourite topic for discussion with the British.

The capital of Great Britain is London. It stands on the Thames river. The country is a constitutional monarchy and officially the Queen is the Head of state. But it is ruled by the Prime Minister and the government. The legislative body is the Parliament which consists of the House of Lords and the House of Commons.

The UK is a highly developed industrial state. The chief industries are shipbuilding, fishing and mining, production of aircraft equipment, electronics, textile and chemicals. The country is the world's largest exporter of iron and steel goods. The most important industrial cities of Great Britain are London, Birmingham, Manchester, Glasgow, Liverpool, Leeds, Edinburgh.

A lot of famous people were born and lived in Great Britain. Among them are Shakespeare, Newton, Churchill, Paul McCartney, Joanne Rowling, Sting, David Beckham and many others.

#### 2. Ответьте на вопросы:

1. What famous places in London do you know?
2. Would you prefer to visit the West End or the City?
3. What famous statue is situated in the middle of Trafalgar square?
4. When does the Big Ben Strike?

#### 3. Поставьте артикли там, где необходимо.

1. Would you like ... apple or ... candy?
2. My mother is ... teacher and my father is ... lawyer.
3. Where are ... children? – They are in ... garden.
4. My favourite subjects are ... chemistry and ... biology.

- |  |   |
|--|---|
| 5. Ann has been looking for ... job for ... long time. | 7. Tony has two children: ... boy and ... girl. |
| 6. Yesterday I bought ... pair of ... shoes            | 8. His office is on ... 5 <sup>th</sup> floor.  |
|  | 9. We go to ... gym twice ... week.             |

**4. Вставьте подходящий артикль, где таковой необходим.**

(1)... Ted Shell is (2) ... worker. He works at (3)... factory. It's not in (4) ... centre of the city. Every morning he has (5)... breakfast and (6) ... cup of tea. Then he goes to (7)... work by (8)... bus. He works till five o'clock in (9)... afternoon. He has (10)... son. His name is Fred. Fred goes to (11)... school. He likes (12) ... literature. Fred is (13)... good pupil. He also likes (14) ... sports.

**5. Вставьте подходящий артикль, где таковой необходим.**

- |  |   |
|--|---|
| 1. ... butter is made of ... milk.                       | 6. ... history is my favourite subject. |
| 2. I am studying ... English. I am studying ... grammar. | 7. There was ... kindness in her eyes.  |
| 3. We have ... dog and ... cat.                          | 8. I bought ... bottle of ... milk.     |
| 4. I seldom drink ... water.                             | 9. He has a lot of ... work today.      |
| 5. I had ... tea and ... sandwich for breakfast.         | 10. This vase is made of ... glass.     |

**6. Вставьте подходящий артикль, где таковой необходим.**

We are in (1)... Scotland. Its capital is (2)... Edinburgh. It is one of (3)... most beautiful cities in (4)... Great Britain. There are (5)... many places of interest here. (6)... monument to (7)... Walter Scott is in (8)... centre of (9)... city. (10) ... National Gallery of Scotland is also situated in (11)... centre. There is (12)... fine collection of (13)... pictures in (14)... gallery. (15)... Glasgow is (16) ... greatest city in (17)... Scotland. Scotland is (18) ... land of (19)... lakes. They are called "Lochs" there. Let us go now to (20)... Loch Lomond. What (21)... beautiful lake it is!

**Практическое занятие 43.**

Great Britain. London. The Article. Part 2

**Теоретическая часть**

Голубев А.П. Английский язык для всех специальностей: стр. 66

**Вопросы к практическому занятию**

- |   |   |
|---|---|
| 1. В чем разница употребления неопределенного артикля от определенного? | 2. Расскажите основные правила употребления артиклей в англ. предложении. |
|---|---|

**Задания к практическому занятию**

**1. Поставьте артикли a/an или the там, где необходимо и переведите предложения.**

- |  |  |
|--|--|
| 1. I'd like ... chicken sandwich and ... glass of ... mineral water.   | 8. ... cats like eating ... fish. ... cows like eating ... grass. ... birds like eating ... insects. |
| 2. Would you like ... banana or ... strawberries?  | 9. My favourite subjects are ... chemistry and ... biology.  |
| 3. She always has ... apple, ... toast and ... cup of ... coffee for ... breakfast.                                      | 10. There is ... parrot in ... cage. And there are ... pieces of ... fruit in it.                    |
| 4. The fly is on ... ceiling in ... kitchen.   | 11. My granny lives in ... small village in ... country.   |
| 5. My mother is ... accountant and my father is ... lawyer. They work in ... same company in ... centre of ... our town. | 12. Your baby shouldn't sit in ... sun on ... hot day.   |
| 6. How much are ... her Italian lessons? – Ten dollars ... hour.   | 13. Please open ... book. ... exercise is on ... page 68.  |
| 7. Where are ... dogs? – They are in ... garden.   |  |

14. Ann has been looking for ... job for ... long time.  
 15. What's ... matter? - I missed ... 6 o'clock train.  
 16. Do you like ... vegetables?  
 17. ... mother has got ... terrible headache today.

18. There were ... tears in ... her eyes.  
 19. She is ... very nice woman but her sons are ... bad boys.  
 20. Look at ... woman. She is ... neighbor I told you about.

**2. Найдите ошибки.**

1. a ball  
 2. an dolls  
 3. an house  
 4. a school  
 5. a TV

6. a water  
 7. a coffee  
 8. the Russia.  
 9. a teachers  
 10. an advice.

**3. Выберите правильные предложения — где артикли расставлены правильно.**

- a) The your car is nice. f) I sent Anna a email.  
 b) We saw Eiffel Tower. g) There are six new people.  
 c) He is a Russian gymnast. h) Do you have pencil?  
 d) Dan worked all a Saturday. i) Weather is good a today.  
 e) I don't watch TV.

**4. Переведите предложения на английский язык.**

1. Он помогает своей матери. 6. Утром я пью кофе.  
 2. Эти розы прекрасны. 7. Когда я проснулась было утро.  
 3. Я хочу купить квартиру. 8. Он играет на пианино.  
 4. Я ходил в спортзал. 9. Мы купили новые авто.  
 5. Мы собираемся в Канаду. 10. Я не ем завтрак.

**5. Поставьте артикль х / а / an**

- |                |           |                |
|----------------|-----------|----------------|
| 1. _ girl      | 6. _ boy  | 11. _ orange   |
| 2. _ house     | 7. _ milk | 12. _ elephant |
| 3. _ apple     | 8. _ egg  | 13. _ table    |
| 4. _ ice-cream | 9. _ tree | 14. _ umbrella |
| 5. _ rose      | 10. _ eye | 15. _ vitamin  |

**Практическое занятие 44.**

English speaking countries. Past Perfect Tense.

**Теоретическая часть**

Голубев А.П. Английский язык для всех специальностей: стр. 282, Английский язык. 10 класс: учебник для 11 общеобразовательных организаций: базовый уровень / О.В. Афанасьева, Д. Дули, И.В. Михеева и др. стр. 114-115

**Вопросы к практическому занятию**

- |  |   |
|--|---|
| 1. What English-speaking countries do you know?            | 3. What interesting you can tell us about it? |
| 2. Describe any English-speaking country. Make up a story. | 4. Why do you like it?                        |
|  | 5.  |

**Задания к практическому занятию**

- 1. Open the brackets using Past Perfect Tense.**

- |   |   |
|---|---|
| 1. He never ... (be) to Oxford before.                | 4. My cousin ... (buy) the tickets before we came.            |
| 2. Sandra ... (suffer) from pneumonia for many years. | 5. I was too tired because my working day ... (start) at six. |
| 3. Tony ... (not appear) on TV before that. (         |   |

**2. Write in appropriate form using Past Simple и Past Perfect.**

- |  |   |
|--|---|
| 1. When the police ... (arrive), we already ... (catch) the thief.                   | 6. She ... (not enjoy) the film because she ... (read) the book before.                     |
| 2. Jack ... (finish) the test before the bell ... (ring).                            | 7. Our apartment ... (be) in a mess because I ... (have) a birthday party the night before. |
| 3. When Anna ... (come) to say good-night, her children already ... (fall asleep).   | 8. We ... (not go) to a restaurant because we ... (spend) all our money on clothes.         |
| 4. Scott already ... (prepare) the dinner when her husband ... (get) home from work. | 9. Mary ... (can't go) skating after she ... (break) her leg.                               |
| 5. When Brad and Susan ... (get married), they ... (know) each other for 3 years.    | 10. Larry ... (be late) because he ... (get stuck) in a traffic jam.                        |

**3. Complete the sentences with the words below and using Past Perfect.**

*to have dinner, to do homework, to come, to read the book, to clean the room, to go shopping, to return from Australia, to finish work*

- |                                     |                                    |
|-------------------------------------|------------------------------------|
| 1. I went to see my friend after... | 5. She went to dance after...      |
| 2. I watched TV after...            | 6. We wrote a composition after... |
| 3. They went home after...          | 7. They rebuilt the house after... |
| 4. He phoned me after...            | 8. We went for a walk after...     |

**Практическое занятие 45**

English-speaking countries. Past Perfect Tense (Passive and Active Voice)

**Теоретическая часть**

Голубев А.П. Английский язык для всех специальностей: стр. 180

**Вопросы к практическому занятию**

1. Describe Past Perfect Tense and explain the rules. When and how to use.

**Задания к практическому занятию**

1. Insert the verbs in the Past Perfect tense. (Вставьте глаголы в Past Perfect.)

- |   |
|---|
| 1. I ... (to have) breakfast before I went to school.               |
| 2. He went to meet his friends after he ... (to do) his homework.   |
| 3. By 8 o'clock the rain ... (to stop).                             |
| 4. Alice was late because she ... (to miss) the bus.                |
| 5. She went to the post-office after she ... (to write) the letter. |
| 6. He ... (to work) at the factory before he entered the college.   |

**2. Answer the questions using Present Perfect Passive.**

- |  |  |
|--|--|
| 1. Have you been asked to read a text?   | 4. Have the exercises been done by all the pupils? |
| 2. Has the text been translated?         | 5. Has your friend been asked to recite something? |
| 3. Have the new words been written down? |  |



The Russian Federation is known to be one of the most reading nations in the world. The population majority is fond of learning and reading. And this is a very essential factor for any nation.

Russia is a multinational, multi-confessional and multicultural state. More than 150 different nations, ethnic groups and nationalities live on its enormous territory. They, naturally, differ from each other in many ways. And, of course, they have different traditions and customs. But these differences can not be an obstacle for their friendship with all the other nations and for our country unity.

People in our country are fond of various holidays, celebrating them with real Russian hospitality, lots of presents and heaps of food. And, of course, they invite to their places many relatives and friends.

Russian holidays present a colourful picture: religious and secular, new and old, official and unofficial, private and professional. Among our religious holidays there are such as: Christmas, Easter, Holy Trinity and some others. The most known state holidays include New Year's Day, Women's Day, Victory Day, Constitution and Independence Days. We also celebrate such professional holidays as Teacher's Day and Day of Knowledge, Builder's Day and some others. As to our private holidays, they comprise birthdays, wedding days, anniversaries, etc. All holidays have their special customs and traditions.

One of the most popular and favourite holidays with the Russians is **New Year's Day**. Although the tradition of celebrating this holiday is very old, in Russia people began celebrating it by the Order of Peter the Great. On the eve of this day all people in our country get ready to see the New Year in. They decorate their homes with New Year trees and coloured lights. At midnight they listen to the Kremlin chimes and the President's congratulations, drink champagne. They exchange presents and good wishes, listen to music and dance, sing their favourite songs, eat a lot of tasty things and make merry. As for our children, they are eagerly waiting for Father Frost to bring them presents.

**Russian Christmas (Nativity)**, one of the greatest and most important religious holidays, is celebrated on the 7-th of January to glorify the birth of Jesus Christ. On this day many people in our country attend the church services. At home they celebrate this joyful holiday with their families. In the evening groups of children go from house to house, sing the Christmas songs (kolyadki or carols) and get presents in exchange.

Seeing **the Old New Year** out is one more popular tradition with the Russians. This holiday is celebrated on the 14-th of January. It is not an official holiday but many people carefully keep it up. On this day they drink champagne, sing songs, dance, make merry and tell fortunes.

### **Практическое занятие 47.**

Traditions and customs in different countries.

#### **Теоретическая часть**

Голубев А.П. Английский язык для всех специальностей: стр. 93  
<https://www.daytranslations.com/blog/20-traditions-around-the-world/>

#### **Задания к практическому занятию**

##### **1. Read and translate**

Each society in the world has its own cultural traditions that identify their heritage and makes them uniquely different. But some people, especially those new to a foreign country expect the locals to act and behave as they do.

Like language, cultural traditions identify a person's heritage. Cultural traditions and customs are ingrained in a person. They are practices and beliefs that are learned since birth. Thus, people from another country should not think that what they consider sensible and polite behavior, facial expressions, hand gestures, and cultural practices in their country are perceived similarly in another.

In order not to be considered disrespectful or rude when you're visiting another country, learn some of the unique cultural traditions and customs around the world.

1. Choose the Flowers You Give to a Russian

If you have Russian business associates or friends, be careful of the flowers you give them. Avoid flowers with yellow colors as they represent a break-up of a relationship or deceit. Red carnations are taboo as well because these are flowers presented to veterans who survived the war and on the graves of those who have left this earth.

## 2. Be Careful of What you Give to Chinese Colleagues

While China has opened its doors to the West, the cultural traditions of the Chinese will never be erased. They are one of the oldest civilizations in the world, so you have to understand that their cultural traditions were developed for millennia and handed down from generation to generation. The majority of the Chinese are superstitious as well and attach meanings to various things. When presenting your Chinese friends with flowers, avoid using white, which they associate with ghosts and death.

Other things that are not good gifts for the Chinese are:

- **Clock.** Its name in Chinese (sòng zhōng, meaning send clock) sounds like sòng zhōng or funeral rite. It is also taken to mean that *time is running out, or life and relationship can end.*
- **Handkerchief** .–In Chinese, it sounds like a farewell greeting.
- **Umbrella.** Offering or giving your Chinese friend or colleague an umbrella is a subtle hint of ending a relationship. You can share your umbrella but you have to take it back with you.
- **Gifts that come in sets of four.** The number 4 is associated with death.
- **Straw sandals, shoes.** It is also taken to mean that you want to part ways.
- **Green hat.** Green is considered lucky by other people because it is the color of money. For the Chinese however, a green hat means that the wife is being unfaithful.

## 3. Don't Ask for Salt When Dining in Egypt

In many cultures, like the United States, it is all right to ask for salt to add to your food. But if you are dining with friends and colleagues in Egypt, keep in mind to avoid asking for salt. It is taken as an insult to the host, as Egyptians take it to mean that you are repulsed by the taste of the meal served to you.

## 4. A Question of Being Punctual

The value of being on time depends on the country. In **Venezuela**, it is actually a norm to arrive about **10 to 15 minutes late** for a dinner invitation. Being early for the Venezuelans means the person is either overly eager or greedy. **Americans** are a stickler for **punctuality**, just like the **Germans, South Koreans** and the **Japanese**. It's incredible how in **Malaysia**, being five minutes late (which can actually extend to 60 minutes) is **acceptable** and you do not need to apologize, too. What's extreme is how meeting at the exact time is immaterial in **Morocco**, where it is totally **all right to be late for an hour or an entire day!** It's fine for the Chinese if you are late for 10 minutes while Mexicans and Greeks will excuse you if you arrive 30 minutes after the appointed time.

## 5. Mind your Table Manners in Norway

In some cultures, it is acceptable to eat food with your bare hands. But as etiquette would have it, it is often required that you use utensils such as a spoon and fork, chopsticks, or spoon, knife and fork when having a meal. Be sure to brush up on how to eat with a knife and fork before you travel to **Norway**. In this Scandinavian country, even **sandwiches** are eaten using **a fork and a knife**.

## 6. "No" to Sharp Objects

The cultural traditions of the Netherlands and China are vastly different. But in one thing, they are very similar and that is in the receiving gifts that are pointed and sharp, such as scissors and kitchen knives. Do not forget this – giving pointed and sharp objects to your friends or colleagues in the Netherlands (and in China) is a big no-no. For the Dutch, sharp objects are considered unlucky gifts, while for the Chinese, it means you want to break or cut ties with them.

## 7. Losing a Tooth in Greece

For many cultures, children are told to keep their baby teeth under their pillow and the Tooth Fairy will give them money in exchange for their teeth. But Greek children are told to toss their tooth onto their roofs. The cultural tradition is meant for the child to have a healthy tooth as well as good luck to the family.

## 8. Say Cheers BUT Don't Clink Glasses in Hungary

It's almost customary when sharing a drink especially when there is a celebration to say cheers and clink your glasses. But the traditional practice is not done in Hungary. You see,

Hungarian forces were severely and savagely defeated during their war with Austria in 1849 and they witnessed Austrian generals celebrating the occasion by drinking beer and clinking their glasses. Hungarians swore not to clink their glasses when having a drink for 150 years. The vow ended in 1999 but a majority of Hungarians continues the cultural tradition.

9. Choose the Right Occasion to Discuss Business in Bolivia

If you are in Bolivia to discuss business and your time is limited, it will still be considered rude to discuss business during a dinner party or any social occasion. Bolivians believe that a dinner is for improving personal relationships. If you are invited to a business lunch or dinner, do not bring up the topic of business on the table, unless your Bolivian host is the first to bring it up. Otherwise, simply savor the meal and foster better relations with your Bolivian host by talking about family.

10. Don't Try to "Go Dutch" in Turkey

In some cultures, it is acceptable to split the meal tab even if the lunch or dinner is given in your honor, but this is not acceptable when you are in Turkey. Offering to pay for half of the meal is considered polite, but your host will be offended if you insist. It is all right to reciprocate by inviting your host to a follow-up meal so you can have your turn to pay for the lunch or dinner.

11. Avoid Using Red Ink for Writing Names of Your Friends in South Korea

Pen inks come in a wide array of colors and sometimes it is fun to use them to make colorful doodles, drawings and whatever. For some people, it does not matter what ink color you use to write their names with, as long as their names are spelled correctly. For **South Koreans** however, you can use other colors **except red** because for them red ink **symbolizes death**.

12. A Trip to the Sauna in Finland

For many people, going to the sauna is a personal thing. A trip to the sauna is a favorable way to relieve stress and relax. It is also one way to socialize. The Finns think the same way, but if your business client or counterpart **invites you to the sauna after your meeting**, do not be alarmed. This *means that your business meeting is successful*.

13. Where Do You Sit When Taking a Taxi?

In movies and pictures, it is customary to see people taking a ride in a taxicab sitting in the back of the vehicle. Your Etiquette 101 class might have taught you that it is the proper way to ride a taxi if you are the only one in it. But in **Australia**, it is considered snobbish to sit at the back. Australians often sit in front with the taxi driver.

14. Greeting a Magpie on its Own in the UK

In many parts of the United Kingdom, it is customary for people to greet a lone magpie to avoid having bad luck.

15. Birthday Greetings in the Netherlands

You would not feel lonely when you celebrate your birthday in the Netherlands. In this country, it is a tradition to greet the person celebrating the birthday as well as the person's family and other relatives.

16. Greeting People in Japan and Germany

When you're in Germany and invited to a gathering, it is a tradition to shake hands with everyone in the room. You even have to shake the hands of children present. Greeting and thanking someone in Japan involves bowing. The depth of the bow depends on the social status or age of the person you are greeting. Giving a person a kiss on the cheek is a customary greeting in Argentina. It is customary for friends in Brazil to exchange around three cheek kisses. In France, the cultural tradition of giving a kiss on the cheek depends on the region. However, in Brest, it is acceptable to give a person a kiss on one cheek. In Toulouse, you can kiss both cheeks. In Nantes however, it's all right to give four kisses on the cheeks.

17. Finger-Pulling in Austria

You might wonder when you see Austrian men engaged in finger-pulling. It is actually a serious traditional sport and the rules of the game are quite strict. The game is called **Fingerhakeln** (finger-pulling), which is like a mini version of tug-of-war. The objective is the same, to drag the opponent by the finger across the table. Bavaria also plays this sport.

#### 18. The Dangers of Remaining Single After Age 25

In some cultures, it is a tradition for families to marry off their children at a very young age. In Germany for example, a person who's still single at age 25 is showered by friends with cinnamon powder throughout the day. Over in France, people buy funny hats for their 25-year old single friends on November 25, which is Saint Catherine's Day. In Germany, when a person reaches 25 and is still single, friends will string socks from the celebrant's home to the birthday party venue, with stops after a few socks while friends encourage the birthday celebrant to have a drink.

#### 19. Shoving your face on your birthday cake

In live action and animated films, shoving one's face onto a birthday cake elicits a laugh. Some do it as a joke and some do it out of disgust or anger. But in Mexico it is a cultural tradition, so the birthday celebrant does not have any reason to get angry. It even follows a process. The cake is brought out and presented to the person celebrating the birthday. Guests sing the birthday song and the candle is blown. The birthday girl or boy takes a bite of the cake and as expected, someone will definitely shove her or his face on the cake.

#### 20. Wife-Carrying is a Competitive Sport in Finland

Who would believe that carrying your wife would be considered a sport? In Finland, wife-carrying or *eukonkanto* in Finnish is even an endorsed sport and couples from other countries travel each year to Sonkajarvi to participate in the activity that started in the 19th century. Since 1992, it has been called the **Wife Carrying World Championships**. The prize is beer, with the amount corresponding to the weight of the wife. Since 2005, the game has been held in other countries, such as Australia, United States, United Kingdom and Asia.

#### Language Services To Help Bridge Cultural Barriers

Cultural traditions differ from country to country and visitors from other countries are often bewildered by them. While they can be quite fascinating, it is best to read up on the cultural traditions of your destinations so you can avoid committing cultural gaffes. If you're traveling for business, you might need translation and interpreting services. If you do, we're here to help.

2. Make your own vocabulary.
3. Retell the text briefly (shortly)

### Практическое занятие 48.

Continuous Tenses. Part 2

#### Теоретическая часть

Голубев А.П. Английский язык для всех специальностей: стр. 93

#### Задания к практическому занятию

#### 3. Раскройте скобки, употребив глагол в форме Present Continuous, Past Continuous или Future Continuous.

- |  |   |
|--|---|
| 1. I ... (study) Japanese online from 5 till 6 tomorrow evening. | 4. They ... (take) their driving test next Monday.  |
| 2. Listen! Why the dogs ... (bark)?                              | 5. I dropped my wallet when I ... (get) on the bus. |
| 3. She ... (wear) a yellow coat when I saw her.                  |   |

- |   |   |
|---|---|
| 6. What you ... (do) in my office yesterday?        | 9. I'm afraid she ... (sleep) in ten minutes. |
| 7. Bob ... (feel) much better today.                | 10. We ... (have) tea soon?                   |
| 8. The kids ... (watch) cartoons in their room now. |   |

**4. Преобразуйте утвердительные предложения в отрицательные, обращая внимание на форму глагола-сказуемого.**

1. We are enjoying the party. (Нам нравится вечеринка.)
2. He'll be playing chess in an hour. (Через час он будет играть в шахматы.)
3. They were planting flowers in the garden last May. (Они занимались посадкой цветов в саду в прошлом мае.)
4. I am looking for a job. (Я ищу работу.)
5. The phone was working yesterday. (Вчера телефон работал.)
6. Margaret will be working as a waiter during her summer holidays. (Маргарита будет работать официанткой во время летних каникул.)
7. The secretary is typing a contract. (Секретарь печатает договор.)

**2. Раскройте скобки, употребляя глаголы в Present или Past Continuous.**

- |  |  |
|--|--|
| 1. I (to write) an English exercise at this time yesterday.                                      | 6. My sister is fond of reading. She (to read) the whole evening yesterday, and now she (to read) again. |
| 2. My little sister (to sleep) at this time yesterday.   | 7. I (to sleep) when she came home   |
| 3. My friends (not to do) their homework at seven o'clock yesterday. They (to play) volleyball.  | 8. She (not to read) now.  |
| 4. She (to read) the whole evening yesterday.  | 9. When I went into the garden, the sun (to shine) and the birds (to sing) in the trees.                 |
| 5. You (to drink) tea at this time yesterday? – No, I (not to drink) tea at this time yesterday. | 10. What your father (to do) from eight till nine yesterday?   |

**3. Переведите предложения на английский язык.**

1. Приходи сегодня, я буду ждать.
2. Где он сейчас работает?
3. Кто-нибудь читает эту газету? Я хочу ее взять.
4. Он вошел в комнату, где его ждал экзаменатор.
5. Ты увидишь ее сегодня в институте?
6. Звонок раздался, когда я заканчивала писать сочинение.
7. Ты что, целую библиотеку несешь в портфеле? Он очень тяжелый.
8. Почему вы в свитере и брюках?
9. Интересно, над чем ты смеешься?
10. Он живет со своими родителями сейчас. Я думаю, он ищет работу.

**Практическое занятие 49.**

Обучение в колледже. Лексика делового общения

**Теоретическая часть**

**College**

All high school children face the problem of choosing their future profession. Before graduating from school they decide which college or university to enter. To pass entrance exams is a real challenge for young people. It requires hard intellectual work and lots of effort.

At college students start studying a number of new subjects, which are more sophisticated than those at school. They should get accustomed to the new timetable and new rules. Very often the work load at colleges and universities is difficult to cope with. First year is the most challenging. However, once they catch up with the program, things get easier.

Besides, college life is worth experiencing. It's a whole new world, where students learn new social and professional skills. Apart from daily studying, they meet lots of new people, find like-minded people, and establish lifelong relationships.

Students also get to participate in different events and parties. One of the most important things, while studying at college, is to establish good relations with teachers and group mates. At first, it may seem that there are no common interests, no topics to discuss, but after certain time of studying together, students become good friends.

Most people later say that university or college years were the best in their life. They also say that if they could go back in time, they would participate more in social events, such as concerts, sports competitions, quizzes, etc.

#### Vocabulary:

graduate - окончить, заканчивать, выпускник умение	skill - навык,
to enter - поступать, заходить кроме, помимо	apart - отдельно,
to pass entrance exam - сдать вступительный экзамен взаимоотношения	relationships -
challenge - проблема, трудность участвовать	participate -
effort - усилие, попытка устанавливать	establish -
sophisticated - сложный, усовершенствованный, продвинутый товарищ	mate - приятель,
accustomed to - привыкнуть, втянуться. определенный	certain -
to cope - справляться	quiz - викторина
catch up - нагнать, догнать, справляться	
worth experiencing - стоит испытать	

#### Вопросы к практическому занятию

1. What do you need to do before graduating from school?
2. What is the real challenge for young people enter college ?
3. What should students be used to (accustomed ) ?
4. What are the most important things while studying at college?

#### Практическое занятие 50

Финансовые учреждения и услуги. Профессиональная лексика

#### Задания к практическому занятию

##### 1. Read and translate text:

Financial institutions include banks, credit unions, asset management firms, building societies, and stock brokerages. These institutions are responsible for distributing financial resources in a planned way to the potential users.

There are a number of institutions that collect and provide funds for the necessary sector or individual. On the other hand, there are several institutions that act as the middleman and join the deficit and surplus units. Investing money on behalf of the client is another of the variety of functions of financial institutions.

Financial institutions can be categorized as follows:

- Deposit Taking Institutions
- Finance and Insurance Institutions
- Investment Institutions
- Pension Providing Institutions
- Risk Management Institutions

At the same time, there are several governmental financial institutions assigned with regulatory and supervisory functions (наделенные регулируемыми и надзорными функциями). These institutions have played a distinct role in fulfilling the financial and management needs of different industries (определенная роль в выполнении финансовых и управленческих потребностей различных отраслей промышленности).

Deposit taking financial organizations are known as commercial banks, mutual savings banks, savings associations, loan associations and so on.

The primary functions of financial institutions of this nature are as follows:

- Accepting Deposits
- Providing Commercial Loans
- Providing Real Estate Loans (предоставление кредитов недвижимости)
- Providing Mortgage Loans
- Issuing Share Certificates (выдача сертификатов акций)

## **2. Make your own vocabulary**

### **3. Find in the text:**

- депозитные учреждения известны как коммерческие банки
  - финансовые учреждения отвечают за распределение финансовых ресурсов
  - основные функции финансовых учреждений
  - предоставление ипотечных кредитов
  - учреждения пенсионного обеспечения
  - вложение денег от имени клиента
  - выступать в качестве посредника
- cosmic flow of meteor particles.

## **2. Repeat words**

- |  |                                |
|--|--------------------------------|
| • always – всегда                      | • rarely – редко               |
| • often – часто                        | • never – никогда              |
| • usually – обычно                     | • every day – каждый день      |
| • regularly – постоянно                | • every week – каждую неделю   |
| • from time to time – время от времени | • every month – каждый месяц   |
| • sometimes – иногда                   | • every year – каждый год      |
| • seldom – изредка                     | • at the weekend – на выходных |
|  | • at weekends – по выходным    |

- at 7 o'clock – в 7 часов (когда речь о расписании)
- twice a week – два раза в неделю
- three times a week – три раза в неделю
- four times a month – четыре раза в месяц
- on Mondays – по понедельникам
- on Sundays – по воскресеньям

### Практическое занятие 51

Физические явления. Present simple. Слова-маркеры

#### Теоретическая часть

Голубев А.П. Английский язык для всех специальностей: стр. 93

#### Вопросы к практическому занятию

1. Назовите правила использования Present Simple.
2. В каких ситуациях используется Present Simple.
3. Назовите слова-маркеры для Present Simple

#### Задания к практическому занятию

1. Составьте 10 предложений , используя слова-маркеры.
2. Переведите на русский, какое время и почему здесь используется:
  1. Push the button to turn on the TV.
  2. The water is deep here, so don't fall in!
  3. Use a capital letter at the beginning of names.
  4. Take one chicken breast fillet and gratinate it at 200 degrees Centigrade.
3. Open the brackets using appropriate verb tense.
  1. What (*to happen*) when you quit smoking?
  2. Northern Ireland teenager (*to sue* - предъявлять иск) Facebook over her nude photo.
  3. Rio Paralympics 2016: Dame Sarah Storey (*to win*) 12th Paralympic gold medal.
4. Read and translate text. Make 5 questions to the text.

#### The nature of matter

Everything around us consists of matter: a book, your body, the air you breathe, and the water you drink. Matter is anything that has weight or mass and takes up space.

All matter may be classified as either solid, liquid, or gas. Solids are firm and have a definite form. Rubber, wood, glass, iron, cotton, and sand are all classified as solids. A considerable force would be needed to change the shape of volume of an iron bar, for example, because the atoms or molecules of a solid are densely packed and have very little freedom of movement.

Solids may be further divided into 2 classes: crystalline and amorphous. Crystalline solids (rocks, wood, paper etc,) are made up of atoms arranged in a definite pattern. When these solids are heated, they change to a liquid, known as melting, is sharp and clear. In amorphous substances (rubber, glass and sulfur), the pattern of the atoms is not orderly, and when heated, they gradually soften.

Liquids are not rigid. The atoms or molecules of liquids attract each other and thereby enable liquids to flow. But these atoms are loosely structured and do not keep their shape. Therefore a liquid will take the shape of any container in which it is poured, however, liquids have a definite volume: a quart of milk cannot fit in a pint container.

Gases, such as air, oxygen, and carbon dioxide, have no fixed shape or volume of their own. They diffuse or spread out to fill any container. The atoms or molecules of gases are widely spaced and move very rapidly, they either compress or expand to adapt to any area.

Vocabulary

to consist - состоять

matter — вещество, материал

weight - вес	rigid — жёсткий, твёрдый
solid - твёрдый	attract — привлекать, притягивать
liquid - жидкий	loosely - свободно
definite - определённый	to pour - наливать
considerable - значительный	however — тем не менее, несмотря на
force - сила	oxygen - кислород
shape - размер	carbon dioxide — углекислый газ
volume - объём	to diffuse — рассеивать(ся)
densely - плотно	to spread out - распространять(ся)
movement — движение, подвижность	widely - широко
crystalline - кристаллический	rapidly - быстро
amorphous - аморфный	to compress - сжимать(ся)
pattern — образец, модель	to expand - расширять(ся)
melting - плавление	to adapt to - приспосабливать(ся)
to soften — смягчать, размягчаться	area — площадь, зона

## Практическое занятие 52

Экономика России

### Key fact about Russian economy

The basis of the Russian economy is the extraction, processing and export of various types of mineral raw materials: oil and natural gas, coal, iron ore, apatite, potassium salts, phosphorites, diamonds, gold, silver, nickel, platinum, copper, etc.

Russia is one of the world leaders in production of oil (535 million tons in 2022) and natural gas (573 billion cubic meters in 2022). The total reserves of coal are more than 200 billion tons (more than 5% of world reserves).

In Yakutia, there is the Elkon uranium deposit - the richest of the explored uranium deposits in Russia, one of the largest in the world. It accounts for more than half of the explored uranium reserves in the country - about 344 thousand tons.

The Russian company ALROSA is the world's largest company in the exploration, production and sale of diamonds. In 2015, diamond mining in Russia amounted to 38.26 million carats. In 2016, Russia produced 288.55 tons of gold.

Russia accounts for about 3% of the world's copper reserves. The Udokan deposit is one of the largest in the world. There are large reserves of copper in Norilsk.

News, notes and thoughts:

1 July, 2022 / In May 2022, according to Rosstat, 3.7 thousand cars were produced in Russia, which is 96.7% less than in May 2021 (112.2 thousand). Production of trucks decreased by about 40%, from 12.5 to 7.6 thousand.

13 April, 2022 / In Q1 2022, trade between Russia and China reached \$38.17 billion, up 28.7% over Q1 2021. Exports of Chinese products - +25.9% year-on-year, shipments from Russia - +31%. In 2021, the volume of trade between Russia and China increased by 35.2% and amounted to \$140.705 billion.

13 January, 2022 / In 2021, according to Rosstat, consumer prices in Russia increased by 8.39%. The following goods rose in price most of all: building materials (23.8%), meat and bird meat (17.5%), tobacco products (16.4%), cereals (злаки) and legumes (бобовые) (16.1%), chicken eggs (16%), hotel services (12.3%).

Agriculture and industry

Russia has about 10% of all arable (пахотные) lands in the world located mainly in the Central Volga region, the Northern Caucasus, the Urals and Western Siberia.

The country is a major exporter of agricultural products, the world leader in wheat exports. The main crops (урожай) are cereals (4th in the world), sugar beet (1st in the world), sunflower (2nd in the world), soybean, potatoes, vegetables.

The main types of livestock (домашний скот) products produced in Russia are meat (beef - 1.6 million tons, pork - 3.1 million tons, poultry - 4.5 million tons), milk (30.8 million tons), eggs (42.6 billions), wool (56 thousand tons), honey (68 thousand tons).

The food industry is relatively well developed, oriented mainly to the domestic market. Other important sectors of the economy include the oil refining industry, metallurgical production, chemical production, engineering (defense industry, automotive, railway and agricultural machinery).

Russia is one of the world leaders in power generation. Electricity is produced at thermal, nuclear and hydroelectric power stations.

Transport system, Internet, tourism

The transport system in Russia is one of the most extensive in the world, including more than 120,000 km of railways, 1 million km of roads, 230,000 km of main pipelines, 100,000 km of inland waterways (внутренние водные пути).

The total length of the operational (эксплуатационной) length of railway tracks, as of 2018, was 122 thousand km.

In terms of total length, Russia ranks 3rd in the world, behind the United States (293.564 thousand km) and China (124.0 thousand km), and 2nd in terms of the length of electrified roads.

The huge territory and severe climate predetermined the paramount (первостепенный) importance for Russia of all-weather types of land transport - railway and pipeline. They account for the bulk of freight (на них приходится основная часть грузов). Water transport plays a much smaller role in Russia due to the short navigation period.

Today's Russia has one of the most developed in the world market of mobile communication. It is the largest country in Europe in terms of the number of Internet users. More than 40% of the population has broadband Internet access.

Russia occupies one of the leading places in the world in the field of international tourism. In total, there are more than 100 resorts: resorts on the Black Sea coast of the Caucasus (Sochi), a group of resorts of the Caucasian Mineral Waters. Other popular objects of international and domestic tourism are St. Petersburg and the surrounding area, Moscow, Kazan, the cities and towns of the Golden Ring of Russia, the Volga River (cruise routes), Lake Baikal, Kamchatka.

By 2022, a number of paradoxes have clearly become apparent (очевидный) in the Russian economy: the first - a lot of poor working people, the second - unemployed men aged 25-35 years engaged in housekeeping, the third - working pensioners, the fourth - extremely high mortality among men of working age.

#### **Задание к практическому занятию**

1. Read and translate, make up your own dictionary. Learn new words

#### **Вопросы к практическому занятию**

1. Tell us briefly what the Russian economy based on?
2. What are the major agricultural products in Russia?
3. Named other industry sectors of economy in Russia.
4. Describe the Russian transport system.
5. Do you know the man Russian resorts? Please, named.
6. What are the disadvantages of Russian economy?

#### **Практическое занятие 53.**

Финансовые услуги. Специалисты в сфере финансов и экономики

#### **Теоретическая часть**

[http://www.unn.ru/books/met\\_files/banks&finance.pdf](http://www.unn.ru/books/met_files/banks&finance.pdf)

#### **Задания к практическому занятию**

1. Read and translate.

The Bank of Russia has a vertically integrated centralized structure, comprising the central office, territorial institutions, the cash processing centre (CPC), and other organizations.

The National Financial Council operates through the Bank of Russia, while the bank's central office includes a board of directors and a chairperson. The Bank of Russia's territorial institutions are autonomous and perform some of the functions of the Bank of Russia across Russia's regions.

The regional territorial institutions are based in economic regions and cover several constituent entities of Russia. They comprise the main departments in the regions, territories, and autonomous districts of Russia, in Moscow and St. Petersburg, and national banks in the republics of the Russian Federation.

The main departments take part in the implementation of the state monetary and credit policy, ensuring the banking system's development and

strengthening; the efficiency and continuous operation of the settlements system; the regulation and supervision of activities of credit institutions in the securities market; the foreign exchange control; the analysis of the state of the economy and its development prospects, as well as the analysis of regional financial markets.

A territorial institution has no legal status and is empowered with authority in accordance with the Bank of Russia's regulation and statutory acts. Cash processing centers (CPCs) are structural units of territorial institutions. The main goal of the CPCs is to ensure the existence of an efficient, reliable and safe payment system in Russia.

The CPCs have contractual relationships with credit institutions, representative and executive bodies, local government authorities, federal treasury bodies, and other clients.

2. Answer the questions:

1. What structure does the Bank of Russia have?
2. Where are the regional territorial institutions based?
3. Where do the main departments take part?
4. What is the main goal of the CPCs?

3. Fill in the gaps using words below:

*Interest rates, approximate, a risk, government, investments, recession, circulation, economy*

1. The train's \_\_\_\_\_ time of arrival is 10.30.
2. It's always a \_\_\_\_\_ starting up a new business.
3. The government plans to cut taxes in order to stimulate the \_\_\_\_\_.
4. People are worried about inflation biting into their savings and \_\_\_\_\_.
5. The \_\_\_\_\_ is spending millions of dollars in its attempt to combat drug abuse.
6. The \_\_\_\_\_ has led to many small businesses going bankrupt.
7. Police have warned that there are a lot of fake £50 notes in \_\_\_\_\_.
8. The bank has plans to cut /raise interest \_\_\_\_\_.

#### **Практическое занятие 54**

Ведение переговоров. Лексика делового общения.

##### **Теоретическая часть**

<https://puzzle-english.com/directory/business-dictionary>

<https://www.wallstreetenglish.ru/blog/angliyskie-slova-i-terminy-dlya-delovogo-obscheniya/>

<https://www.englishdom.com/blog/biznes-leksika-i-slova-v-anglijskom-yazyke/>

<https://puzzle-english.com/directory/business-letter>

1. How to write official letter (e-mail). Read and translate:

Dear Mr. / Ms .....,

*I was pleased to meet you at the conference last week.*

*Thank you for your e-mail of the 21st of May. ... etc.*

The first paragraph of a typical business letter is used to state the main point of the letter.

Begin with a friendly opening; then quickly transition into the purpose of your letter. Use a

couple of sentences to explain the purpose, but do not go into detail until the next paragraph.

Beginning with the second paragraph, state the supporting details to justify your purpose. These may take the form of background information, statistics or first-hand accounts. A few short paragraphs within the body of the letter should be enough to support your reasoning. Finally, in the closing paragraph, briefly restate your purpose and why it is important. If the purpose of your letter is related to your employment, consider ending your letter with your contact information and title if it not included on letterhead. However, if the purpose is informational, think about closing with gratitude for the reader's time.

*I am looking forward to your confirmation*

*Please, inform me / let me know in the shortest time possible...*

*Sincerely / Best regards / With best wishes*

*\*Signature\**

Lucy Letter

President

2. Read and translate. What kind of letter is this?

*Dear Henry Mills,*

*I would like to invite you to a seminar that, I'm confident, will interest you.*

*The seminar "IT in Business" held at the Moscow Crocus Congress Centre on June 12 will feature lectures*

*by several key programmers and developers.*

*I am enclosing 4 tickets for you and your colleagues.*

*I hope that you decide to attend and looking forward to seeing you there.*

---

*Best regards,*

*Andrey Petrov,*

*Managing Director*

3. Please write a reply to this e-mail

## **Практическое занятие 55**

Правила делового этикета.

### **Теоретическая часть**

#### **Задания к практическому занятию.**

1. Прочитайте, переведите и воспроизведите диалог.

Setting up a Bank Account

A: How are you?

B: I'm fine. Thank you for asking.

A: How can I help you?

B: I need to open a bank account.

A: What kind of account?

B: I just need a checking account.

A: You can open a savings account, too. We have a very high interest rate.

B: All right. I will open both of them.

A: You need to deposit at least \$50 into both accounts.

B: I will deposit \$300 today.

A: I will set your accounts up right now.

B: Please put \$150 in each account for me.

2. Прочитайте и воспроизведите диалог

A: —Hello. Can I help you?

B:— I want to get a loan at your bank. What is your interest on the loan?  
( кредит, проценты)

A:— Interest corresponds to the credit term. You can see them on the notice board. (Проценты соответствуют сроку кредита)

B:— What are the preconditions for getting a credit card?

A:— You must sign a contract and open the loan facility account with our bank.

B:— Could you explain your policy to me?

A:— You must provide a list of necessary documents and confirm your solvency. (перечень необходимых документов и подтвердить свою платежеспособность)

B:— I want to apply for getting a loan. — Я хочу подать заявку на получение кредита.

A:— Right. What amount?

B: — 1200 dollars.

A:— What's credit term?

B: - Two years.

A:— Your passport, please?

B: — Here you are.

A — And your telephone number?

B:— (524) 905-2861.

A:— Right. Your application will be reviewed in the near term. —  
Хорошо. Ваша заявка будет рассмотрена в ближайшее время.

2. Learn the new words

1. lend [lend] (lent, lent) одалживать, давать займы
2. lender ['lendə] заимодавец, кредитор; ростовщик
3. customer ['kʌstəmə] покупатель; потребитель
4. borrow ['bɔrəʊ] занимать, брать на время
5. reliable [rɪ'laɪəbl] надёжный; проверенный
6. deposit [dɪ'pɒzɪt] депозит, вклад в банке; делать вклад
7. accessible [ək'sesəbl] доступный; достижимый
8. transfer [træŋ(t)s'fɜ:z] переводить, перечислять (деньги и т.п.)
9. securely [sɪ'kjʊəli] в безопасности; надёжно, без риска
10. cheque book чековая книжка

### Практическое занятие 56

Язык как универсальное средство общения. Косвенная речь

Голубев А.П. Английский язык для всех специальностей: стр. 274

<https://s-english.ru/topics/english-as-an-international-language>

### Задания к практическому занятию

1. Read and translate

English as international language

English is the native language for more than 300 million people on our earth. But nowadays it is widely used not only in those countries where it is a first language. A lot of countries (such as China, Russia, Thailand and many others) have recognized the importance of this language recently as an international means of communication. English is taught in all schools and colleges there. In Russia itself English is gathering pace as a popular second language.

There are also some countries (such as India, Singapore, Pakistan, the Philippines and some African countries) where English is an official second language and it is often used in mass media, courts, parliaments and universities.

Today English is used almost everywhere. It is the language of banking and industry, computers and trade, technology and science. English as an international language helps people of different nationalities from around the world discuss politics or arrange business meetings. For example, German and Italian businessmen can choose English as their mutual language of communication.

More and more people from non-English speaking countries start learning the language and using it in their daily life, business and travelling. Tourism development has contributed much to English becoming the universal means of communication. However some linguists hold the opinion that the globalization of English as an international language can be quite harmful for the language itself because foreign speakers greatly influence its grammar, pronunciation and vocabulary.

### Vocabulary

recognize - признавать, узнавать  
teach - taught - taught - учить, преподавать  
mutual - взаимный, общий  
contribute - способствовать  
harmful - вредный, пагубный, опасный

2. Переведите утвердительные предложения в косвенную речь.

1. «I am at home.» — He says that ...
2. «I have a dog.» — She says that ...
3. «We are from Russia.» — They say that ...
4. «I don't drive a car.» — She says that ...
5. «I believe you.» — He says that ...

2. Переведите вопросительные предложения в косвенную речь.

**ask** — спрашивать, **wonder** — интересоваться

1. «Why are you late?» — The teacher asks me ...
2. «Where is he from?» — The man asks him ...
3. «Why are you crying?» — Mother asks my sister ...
4. «How much cheese have you bought?» — Mother asks ...
5. «When did you go to Sochi?» — My friend wonders ....

### **Практическое занятие 57**

My future profession. Active and Passive Voice.

#### **Теоретическая часть**

Голубев А.П. Английский язык для всех специальностей: стр. 296, Английский язык. 11 класс: учебник для 11 общеобразовательных организаций: базовый уровень / О.В. Афанасьева, Д.Дули, И.В. Михеева и др. стр.120-121

#### **Accountant**

##### **Accountant responsibilities include:**

- Tracking payments to internal and external stakeholders
- Preparing budget forecasts
- Processing tax payments and returns
- 

##### **В обязанности бухгалтера входит:**

Отслеживание платежей внутренним и внешним заинтересованным сторонам  
Подготовка бюджетных прогнозов  
Обработка налоговых платежей и деклараций

##### **Job brief**

We are looking for an Accountant to manage all financial transactions, from fixed payments and variable expenses to bank deposits and budgets.

Accountant responsibilities include auditing financial documents and procedures, reconciling bank statements and calculating tax payments and returns. To be successful in this role, you should have previous experience with bookkeeping and a flair for spotting numerical mistakes.

Ultimately, you will provide us with accurate quantitative information on financial position, liquidity and cash flows of our business, while ensuring we're compliant with all tax regulations.

### **Краткое описание работы**

Мы ищем бухгалтера для управления всеми финансовыми операциями, от фиксированных платежей и переменных расходов до банковских депозитов и бюджетов.

В обязанности бухгалтера входит проверка финансовых документов и процедур, сверка банковских выписок и расчет налоговых платежей и деклараций. Чтобы добиться успеха в этой роли, у вас должен быть предыдущий опыт ведения бухгалтерского учета и способность обнаруживать числовые ошибки.

В конечном счете, вы предоставите нам точную количественную информацию о финансовом положении, ликвидности и движении денежных средств нашего бизнеса, обеспечивая при этом соблюдение всех налоговых норм.

### **Responsibilities**

- |  |  |
|--|--|
| 1. Manage all accounting transactions  | 2. Готовить прогнозы бюджета   |
| 2. Prepare budget forecasts  | 3. Своевременно публикуйте финансовые отчеты   |
| 3. Publish financial statements in time  | 4. Обработка ежемесячных, квартальных и годовых закрытий   |
| 4. Handle monthly, quarterly and annual closings   | 5. Согласовать кредиторскую и дебиторскую задолженность  |
| 5. Reconcile accounts payable and receivable   | 6. Обеспечение своевременности банковских платежей   |
| 6. Ensure timely bank payments   | 7. Расчет налогов и подготовка налоговых деклараций  |
| 7. Compute taxes and prepare tax returns   | 8. Управляйте балансами и отчетами о прибылях и убытках  |
| 8. Manage balance sheets and profit/loss statements                                      | 9. Отчет о финансовом состоянии и ликвидности компании   |
| 9. Report on the company's financial health and liquidity                                | 10. Аудит финансовых операций и документов   |
| 10. Audit financial transactions and documents   | 11. Усиление конфиденциальности финансовых данных и создание резервных копий базы данных при необходимости |
| 11. Reinforce financial data confidentiality and conduct database backups when necessary | 12. Соблюдать финансовую политику и правила  |
| 12. Comply with financial policies and regulations                                       |  |

### **Обязанности**

1. Контролируйте все бухгалтерские операции

### **Задание к практическому занятию**

#### **2. Open the brackets using Passive and Active Voice of verbs.**

Chocolate \_\_\_(be) a food that \_\_\_(make) from cocoa beans.

It can \_\_\_(eat) or \_\_\_(drink). The cocoa plant \_\_\_(first / grow) by the Mayas, Toltec's and Aztecs more than 3,000 years ago. They \_\_\_(prepare) a drink from the beans and often \_\_\_(use) the beans as currency instead of money. Columbus first \_\_\_(take) the beans to Spain in 1502 and Hernan Cortes later \_\_\_(introduce) the bitter cocoa-bean drink there, too.

There, it \_\_\_(sweeten) and \_\_\_(flavour) with cinnamon and vanilla and \_\_\_(serve) hot. This drink \_\_\_(remain) a Spanish secret for almost a hundred years before it \_\_\_(introduce) to France. In 1657, a Frenchman \_\_\_(open) a shop in London selling solid chocolate. Soon, more shops opened in other European capitals. During the 1700s, the English \_\_\_(improve) chocolate by adding milk.

Sweet eating chocolate \_\_\_(produce) for the first time in 1847 by the English firm Fry and Sons.

### Практическое занятие 58.

My future profession. Герундий. Инфинитив.

#### Теоретическая часть

Голубев А.П. Английский язык для всех специальностей: стр. 296, Английский язык. 11 класс: учебник для 11 общеобразовательных организаций: базовый уровень / О.В. Афанасьева, Д. Дули, И.В. Михеева и др. стр. 120-121

#### Вопросы к практическому занятию

1. What is your future profession?
2. Why did you choose this particular profession?
3. What are advantages and disadvantages of working in this sphere?
4. What is the role of your future profession in the life of people?

#### Задание к практическому занятию

### 3. Найдите в предложениях герундий и определите время, залог и его функцию.

#### Переведите предложения.

1. Smoking costs a lot of money.
2. I will call you after arriving at the office.
3. Please have a drink before leaving.
4. I am looking forward to meeting you.
5. Do you object to working late?
6. Mary always dreams about going on holiday.
7. Please excuse us for waiting too long.
8. My favourite occupation is reading.
9. We are interested in buying these goods.
10. I have three shirts that need washing.
11. They insisted on being sent the results of tests.
12. What is the purpose of his going there?
13. This letter requires signing.
14. I am grateful for his helping me. I am grateful for his having helped me.
15. We thank you for sending us your letter.
16. The house wants repainting.

### 3. Дополните предложения, используя likes/ doesn't like.

1. George is a detective. He enjoys his work. He likes solving mysteries. (solve mysteries)
2. Ann very rarely travels by plane. She \_\_\_\_\_ (fly).
3. Rose always carries a camera with her. She \_\_\_\_\_ (take photographs).
4. Christine doesn't use her car very often. She \_\_\_\_\_ (drive).
5. Dave is a gardener. He likes his job. He \_\_\_\_\_ (work in the open air).
6. Ted is extremely lazy. He \_\_\_\_\_ (do nothing)

### Практическое занятие 59.

Повторение материала. Подготовка к зачету.

#### Задания к практическому занятию

#### 1. Переведите на английский язык:

1. Чье это письмо? — Это наше письмо.
2. Чей это компьютер? — Это ее.
3. Кто этот человек? - Этот человек наш профессор.
4. Какие это книги? — Это хорошие книги.
5. Которые из этих книг наши? — Они все ваши.

#### 2. Вставьте *much, many, little, a little, few, a few*:

I'd like to say ... words about my traveling. 2. There was not ... water in the lake because it was shallow. 3. He had ... English books at home, so he had to go to the library. 4. After the

lesson everybody felt ... tired. 5. Let's stay here ... longer. I like it here. 6. There were ... new words in the text and Peter spent ... time learning them.

**3. Перепишите следующий текст в прошедшем времени:**

On Monday we have five lessons. The first lesson is English. At this lesson we write a dictation and do some exercises. Nick goes to the blackboard.

He answers well and gets a "five". Pete does not get a "five" because he does not know his lesson. After the second lesson I go to the canteen. I eat a sandwich and drink a cup of tea. After school I do not go home at once. I go to the library and take a book. Then I go to play football at the playground. Then I go home.

**4. Задайте общий вопрос и дайте краткий ответ**

1. Ted's advice was clever.
2. They had to go to school on Saturday.
3. He won't be able to speak Italian in two months.
4. They are going to meet him.
5. She'll cook lunch in half an hour.

**5. Раскройте скобки, употребив глагол в форме Present Continuous, Past Continuous или Future Continuous.**

1. I ... (study) Japanese online from 5 till 6 tomorrow evening.
2. Listen! Why the dogs ... (bark)?
3. She ... (wear) a yellow coat when I saw her.
4. They ... (take) their driving test next Monday.
5. I dropped my wallet when I ... (get) on the bus.

**6. Переведите используя подходящий модальный глагол (must / can / may / have to)**

1. Я должен закончить эту работу до среды.
2. Мне приходится много работать, чтобы стать директором.
3. Вы не должны переходить улицу на красный свет.
4. Как я могу вам помочь?
5. Я умел играть на пианино, когда был маленьким мальчиком.

**7. Напишите степени сравнения**

Cold	early
Big	simple
Good	comfortable
Bad	quickly
Useful	many

**8. Поставьте глагол в правильную форму.**

1. We expect ... (to leave/leaving) tomorrow.
2. Mary decided ... (to fly/flying) to Venice.
3. The sportsmen hope ... (to get/getting) the best results.

**9. Fill in the gaps using *is, isn't, are, aren't***

1. There \_\_\_\_\_ any windows in the second bedroom.
2. \_\_\_\_\_ there a bathroom on the second floor?
3. There \_\_\_\_\_ many flowers in the garden.
4. There \_\_\_\_\_ armchairs in the living room.

- |   |  |
|---|--|
| 5. There _____ no garden behind the house.          | 11. _____ there a cupboard in the bedroom?   |
| 6. There _____ a fridge and an oven in the kitchen. | 12. There _____ any carpets on the floor.    |
| 7. There _____ a sofa in the living room.           | 13. _____ there any mirrors in the hall?     |
| 8. There _____ two lamps in the hall.               | 14. There _____ any curtains on the windows. |
| 9. There _____ a washing machine in the flat.       | 15. There _____ a big bed in the bedroom.    |
| 10. _____ there any pictures on the wall?           |  |

### 10. Translate and make a questions to this sentences

1. В Ставрополе очень много медицинских учреждений.
2. В 19 веке здесь была только одна больница.
3. Новое медицинское оборудование будет в этой больнице.
4. У меня дома очень хорошая аптечка.
5. В этом магазине есть гитары.
6. Книга была на полке вчера.
7. В отеле есть горячая вода.

Вопросы для подготовки к зачету:

1. Беседа с преподавателем по заданной теме.
2. Выполнение грамматического задания.

### Список основной литературы:

1. Голубев, А.П. Английский язык для всех специальностей + Приложение: учебник / Голубев А.П., Балюк Н.В., Смирнова И.Б. — Москва: КноРус, 2021. — 385 с. — ISBN 978-5-406-08132-7. — URL: <https://book.ru/book/939214>

2. Английский язык. 10 класс: учебник для 11 общеобразовательных организаций: базовый уровень / [О.В. Афанасьева, Д. Дули, И.В. Михеева и др.]. — 9-е изд. — М.: Express Publising: Просвещение, 2020 — 248 с.: ил. — (Английский в фокусе).

3. Английский язык. 11 класс: учебник для 11 общеобразовательных организаций: базовый уровень / [О.В. Афанасьева, Д. Дули, И.В. Михеева и др.]. — 9-е изд. — М.: Express Publising: Просвещение, 2020. — 256с.: ил. — (Английский в фокусе).

### Список дополнительной литературы:

1. Маньковская, З. В. Английский язык: учебное пособие / З.В. Маньковская. — Москва : ИНФРА-М, 2022. — 200 с. — (Среднее профессиональное образование). — DOI 10.12737/22856. - ISBN 978-5-16-012363-9. - Текст : электронный. - URL: <https://znanium.com/catalog/product/1779974>
2. Ступникова, Л. В. Английский язык в торговом деле. English in Commerce : учебное пособие для среднего профессионального образования / Л. В. Ступникова. — 2-е изд., перераб. и доп. — Москва : Издательство Юрайт, 2022. — 216 с. — (Профессиональное образование). — ISBN 978-5-534-12503-0. — Текст : электронный // Образовательная платформа Юрайт [сайт]. — URL: <https://urait.ru/bcode/495161> (дата обращения: 20.02.2022)..

### Интернет-ресурсы

1. Информационно-библиотечная система Знаниум - [http:// new.znanium.com/](http://new.znanium.com/)
2. ЭБС BOOK.ru - электронно-библиотечная система - <https://www.book.ru>
3. Cambridge Dictionaries Online. - URL:<http://dictionary.cambridge.org> (дата обращения: 11.02.2022). – Текст: электронный.